FEATURES & BENEFITS

1	Antistatic device (continuità elettrica tra sfera, stelo e corpo) *Antistatic device ((electrical continuity between ball, stem and body)*	Si evitano cariche elettrostatiche che potrebbero essere causa d'innesco in ambienti infiammabili e/o esplosivi *Static electricity is avoided which can cause sparks and fire in an inflammable/ explosive environment*
		Sicurezza garantita del contatto durante tutta la vita della valvola *Contact safety throughout the entire life of the valve*
2	Doppio anello antifrizione *Double antifriction washer*	Garantisce una minor coppia di azionamento della valvola *Less Breakaway Torque is granted*
		Minor usura rispetto all'esecuzione con singolo anello *Less wear comparing with the execution with the single washer*
3	Pacco guarnizioni a "v" con 3 guarnizioni più o-ring *"V" seals pack; 3 seals + o-ring*	Si garantisce una perfetta tenuta anche dopo un numero elevato di cicli *It ensures a perfect tightness even after a high number of cycles*
4	Molle a tazza sulla tenuta dello stelo *Spring washer on the shaft seal*	Garantiscono il recupero dei giochi dovuti all'usura causata dal movimento semirotatorio dell'albero evitando perdite vero l'esterno *Guarantee of the recovery of the gap due to the wear caused by the rotational movement of the shaft avoiding leakage towards the outside part.*
		Consentono di mantenere energizzate le guarnizoini tipo "chevron" (a V), evitando perdite verso l'esterno, a fronte di notevoli escursioni termiche *Allow to maintain energized the "chevron" seals (V), thus avoiding any leakage to the outside, against huge temperature excursions*
5	Tenuta elasticizzata in grafite *Stretch Graphite seal*	Garantisce una tenuta verso l'esterno indipendentemente dalle escursioni termiche a cui è sottoposta la valvola *Tightness towards outside is granted, independently by the thermal excursions to which the valve is subjected*
	Maggiore precisione nell'allineamento degli assi grazie alla lavorazione dal grezzo al finito con un unico posizionamento *Greater precision in the alignment of axes due to a unique positioning in the process machining from raw material to finished valve*	Maggior vita della valvola stessa *Longer lifetime of the valve*
		Minor coppia di azionamento *Less breakaway torque*
	Facile manutenibilità direttamente sull'impianto *Easy maintainance directly on site*	Contenimento dei costi durante la fase di manutenzione *Reduced maintainance costs*
	Corpo valvola in acciaio al carbonio realizzato con materiale normalizzato certificato NACE in esecuzione standard *Valve body in carbon steel made with NACE certified material as standard*	Garantisce una maggior resistenza alla corrosione *Greater corrosion resistance*
		Maggior duttilità del materiale *Greater ductility of the material*
	Processo produttivo interamente eseguito in OMAL *100% in- house manufacturing process technology*	Massimo controllo in tutte le fasi di lavorazione *Maximum control and accuracy in all the stages of the manufacturing process*
		Possibilità di fornire rapidamente esecuzioni speciali richieste dal cliente *Flexibility in supply quickly special executions requested by customers*
	Certificato ATEX *ATEX Certificate*	Ne consente l'installazione in presenza di ambiente potenzialmente esplosivo *Installation is possible in a potential explosive environment*
	Certificazione "TA LUFT fugitive emission" *TA LUFT fugitive emission Certificate*	Garantisce un elevato grado di sicurezza della tenuta stelo verso l'esterno *High level of safety of the tightness towards the outside is granted*
	Certificato PED *PED Certificate*	Piena conformità alle norme di sicurezza europee per i dispositivi in pressione *Full compliance with European Safety Standards for Pressure Equipment*

THOR SPLIT BODY 3 WAY 4 SEALS

PN 16-40 ANSI 150

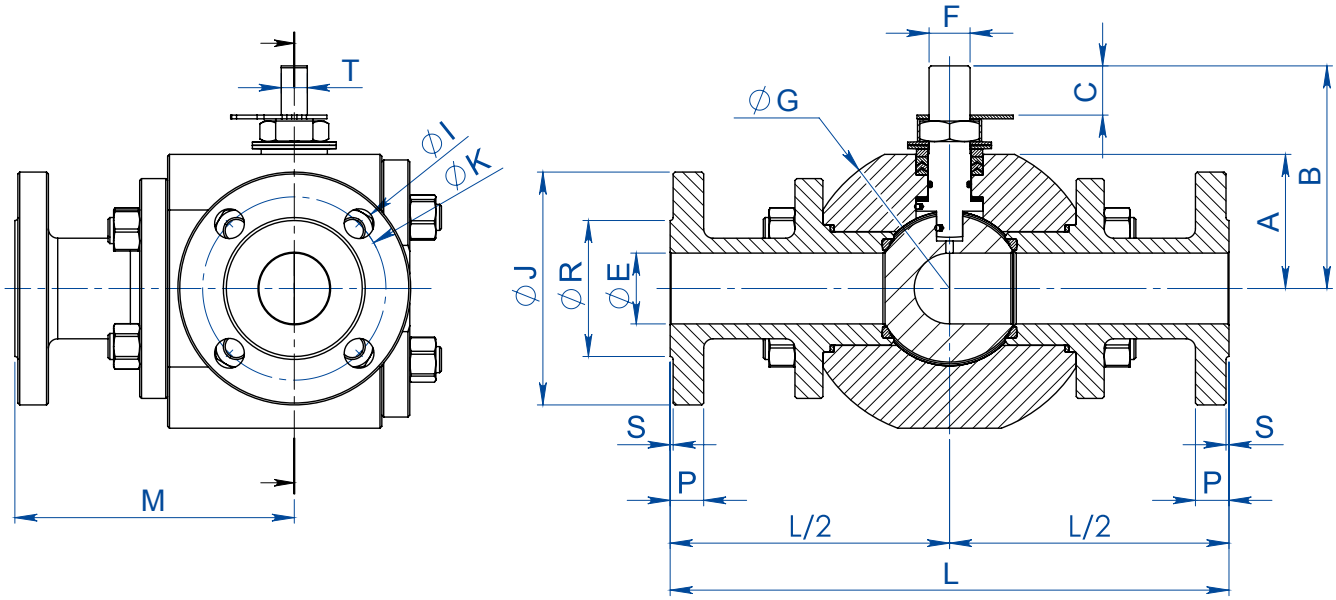

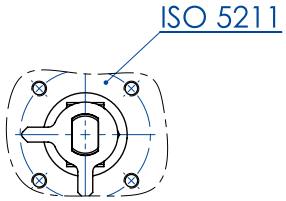

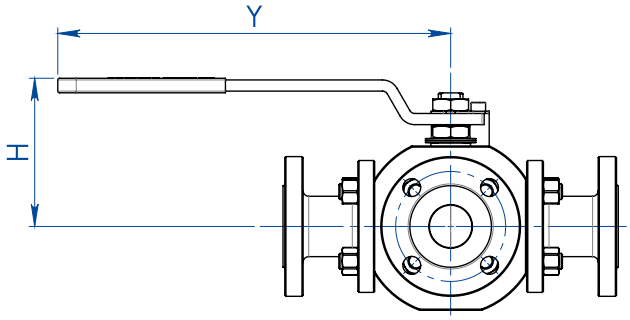

DIMENSIONI *DIMENSIONS* -PN-																							
MISURA *SIZE* DN [mm]	[inch]	PN	∅E	L	M	A	B	C	ATT. ISO	F/T	∅G	∅J	∅R	S	P	∅K	N° FORI	∅I	H	Y	Kg	KIT LEVA *LEVER KIT*	KIT GUARNIZIONI *SEALS KIT*
DN 15	1/2"	16-40	13	170	85	35	55	9,2	F03	10/6	84	95	45	2	16	65	4	14	74	140	5,8	KLV58004	KGBV462040
DN 20	3/4"	16-40	19	200	100	45	71	13	F04	12/8	105	105	58	2	18	75	4	14	90,5	150	10,2	KLV58006	KGBV462050
DN 25	1"	16-40	25	230	115	55,5	90,5	19,1	F05	16/10	128	115	68	2	18	85	4	14	107	275	16,4	KLV58008	KGBV462060
DN 32	1" 1/4	16-40	32	240	120	60	95	19,1	F05	16/10	135	140	78	2	18	100	4	18	111,3	275	19,1	KLV58008	KGBV462070
DN 40	1" 1/2	16-40	38	300	150	72	119,5	26,4	F07	22/14	160	150	88	3	18	110	4	18	134,5	350	27,6	KLV58010	KGBV462080
DN 50	2"	16-40	51	320	160	81	128,5	26,4	F07	22/14	178	165	102	3	20	125	4	18	143,5	350	39,2	KLV58010	KGBV462090
DN 65	2" 1/2	16	64	350	175	93	154	33,1	F10	30/18	205	185	122	3	18	145	4	18	182,3	450	57,3	KLV58012	KGBV462100
DN 80	3"	16	76	370	185	101	162	33,1	F10	30/18	220	200	138	3	24	160	8	18	190,3	450	71,2	KLV58012	KGBV462110
DN 100	4"	16	102	400	200	124	182	33,1	F10	30/18	270	220	158	3	20	180	8	18	210,5	450	100,2	KLV58012	KGBV462120

DIMENSIONI *DIMENSIONS* -ANSI-																							
MISURA *SIZE* DN [mm]	[inch]	ANSI	∅E	L	M	A	B	C	ATT. ISO	F/T	∅G	∅J	∅R	S	P	∅K	N° FORI	∅I	H	Y	Kg	KIT LEVA *LEVER KIT*	KIT GUARNIZIONI *SEALS KIT*
DN 15	1/2"	150	13	170	85	35	55	9,2	F03	10/6	84	90	35,1	1,6	11,6	60,5	4	16	74	140	4,9	KLV58004	KGBV462040
DN 20	3/4"	150	19	200	100	45	71	13	F04	12/8	105	100	42,9	1,6	13,2	69,8	4	16	90,5	150	9,1	KLV58006	KGBV462050
DN 25	1"	150	25	230	115	55,5	90,5	19,1	F05	16/10	128	110	50,8	1,6	15,0	79,2	4	16	107	275	15,6	KLV58008	KGBV462060
DN 32	1" 1/4	150	32	240	120	60	95	19,1	F05	16/10	135	118	63,5	1,6	16,1	88,9	4	16	111,3	275	16,7	KLV58008	KGBV462070
DN 40	1" 1/2	150	38	300	150	72	119,5	26,4	F07	22/14	160	128	73	1,6	18,0	98,6	4	16	134,5	350	25,8	KLV58010	KGBV462080
DN 50	2"	150	51	320	160	81	128,5	26,4	F07	22/14	178	153	91,9	1,6	20,0	120,6	4	19	143,5	350	37,7	KLV58010	KGBV462090
DN 65	2" 1/2	150	64	350	175	93	154	33,1	F10	30/18	205	180	104,6	1,6	23,0	139,7	4	19	182,3	450	59,1	KLV58012	KGBV462100
DN 80	3"	150	76	370	185	101	162	33,1	F10	30/18	220	190	127	1,6	24,6	152,4	4	19	190,3	450	70,6	KLV58012	KGBV462110
DN 100	4"	150	102	400	200	124	182	33,1	F10	30/18	270	230	157,2	1,6	24,5	190,5	8	19	210,5	450	105,1	KLV58012	KGBV462120

Nota: per le valvole con la sfera a T, le dimensioni rimangono invariate. ***Note: for valves with T port, tye dimensions do not change.***

THOR SPLIT BODY 3 WAY 4 SEALS
PN 16-40 ANSI 150

SCHEMA SFERA A "L" *PLAN FOR "L" PORT*

N.B.: Con attuatore **SR NORMALMENTE CHIUSO** la posizione di riposo della sfera deve essere la "**A**".
Con attuatore **SR NORMALMENTE APERTO** la posizione di riposo della sfera deve essere la "**B**".

*N.B.: "**A**" must be the rest position of the ball with **SR FAIL CLOSE** actuator.*
*"**B**" must be the rest position of the ball with **SR FAIL OPEN** actuator.*

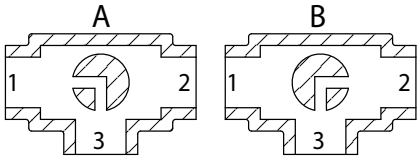

Vista da sopra *View from above*

SCHEMA SFERA A "T" *PLAN FOR "T" PORT*

Con l'attuatore sono possibili solo due posizioni con rotazione di 90°: la configurazione della sfera deve essere sempre comunicata al nostro ufficio commerciale.

N.B.: Con attuatore **SR NORMALMENTE CHIUSO** scegliere la posizione di riposo della sfera; alimentando, l'attuatore ruota in senso antiorario.
Con attuatore **SR NORMALMENTE APERTO** scegliere la posizione di riposo della sfera; alimentando, l'attuatore ruota in senso orario.

With actuator 2 positions with 90° rotation are possible only: the configuration of the ball must always be communicated at our sales department.

*N.B.: Choose the rest position of the ball with **SR FAIL CLOSE** actuator; whenever supplied with air, actuator turns in an anticlockwise direction.*
*Choose the rest position of the ball with **SR FAIL OPEN** actuator; whenever supplied with air, actuator turns in a clockwise direction.*

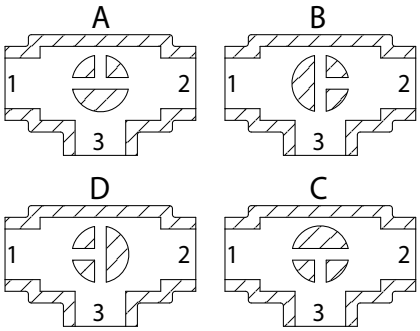

Vista da sopra *View from above*

DIAGRAMMA PORTATA/PERDITA DI CARICO E COEFFICIENTE NOMINALE Kv
FLOW/PRESSURE LOSS DIAGRAM AND Kv NOMINAL COEFFICIENT

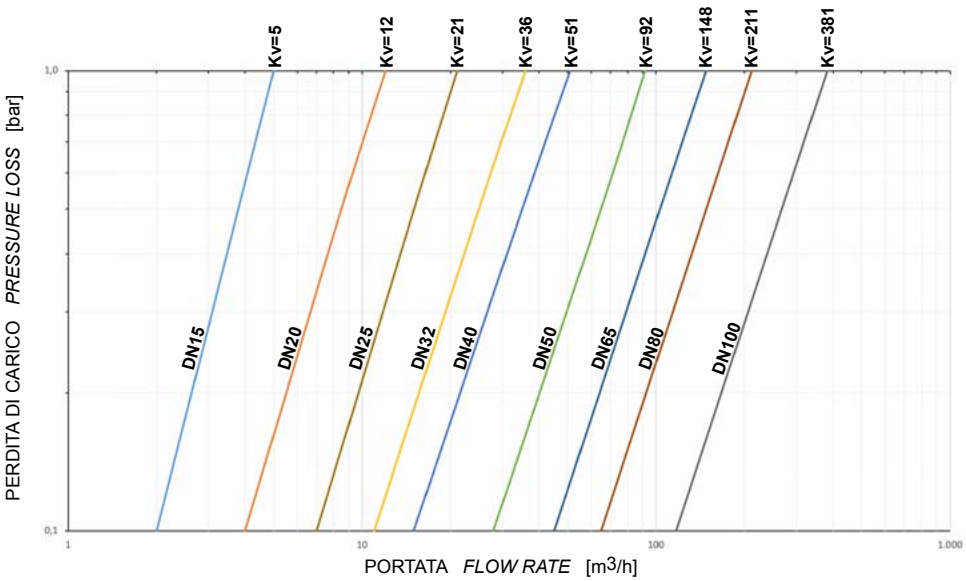

Il valore Kv è il valore di portata in m^3/h (con acqua a 15°C) che provoca la caduta di pressione di 1 bar.

Kv is the coefficient, expressed in m^3/h (with water at 15°C) causing a pressure loss of 1 bar.

Il dimensionamento degli attuatori pneumatici è stato fatto considerando una pressione minima di alimentazione pari a 5,6 barg.
Qualora si intercettino fluidi sgrassanti e/o contenenti particolato solido le coppie di manovra possono risultare maggiorate rispetto a quanto previsto.

The sizing of pneumatic actuators has been done considering a minimum supply pressure of 5,6 barg.
In case of not lubricated fluids and/or fluids containing solid particles, torques could be higher than the ones indicated.

THOR SPLIT BODY 3 WAY 4 SEALS PN 16-40 ANSI 150
ACCIAIO AL CARBONIO *CARBON STEEL*

ESECUZIONE STANDARD
- Sfera flottante, passaggio totale.
- Tenuta soft seat TFM 1600.
- Norme per flange d'attacco: EN1092-1, ASME B16.5.
- Classi di pressione : ansi 150; PN16-40.
- Classe di tenuta: EN12266-1 rate A.
- Temperatura di utilizzo: -20°C +150°C.
- Fluido intercettato: aria, acqua, gas, prodotti petroliferi e petrolchimici, fluidi aggressivi.
- Antistatic device EN12266-2.
- Tenuta stelo: pacco a V di serie in PTFE Modificato.
- Tenuta addizionale su stelo con O-ring FKM.
- Stelo anti Blow-out.
- Foratura piano per attuatore a norma ISO 5211.

STANDARD EXECUTIONS
- *Floating ball, full bore.*
- *Soft-seat seal TFM 1600.*
- *Standard for connecting flanges: EN1092-1, ASME B16.5.*
- *Pressure Class : ansi 150; PN16-40.*
- *Tightness Class: EN12266-1 rate A.*
- *Working temperature: -20°C +150°C.*
- *Intercepted fluid: air, water, gas, petroleum and petrochemical products, aggressive fluids.*
- *Antistatic device EN12266-2.*
- *Stem seal: Modified PTFE V-pack.*
- *Additional seal on stem with FKM O-ring.*
- *Anti Blow-out stem.*
- *Actuator connection as per standard ISO 5211.*

ESECUZIONI A RICHIESTA
- Esecuzione per temperatura -40°C in A350 LF2.
- Per altri tipi di flangiatura contattare il nostro ufficio commerciale.
- Guarnizioni di tenuta in: PTFE caricato vetro (PTFE-GF), PTFE caricato carbografite (PTFE-CF). Per altri tipi di materiale contattare il nostro ufficio commerciale.
- Leva, Dadi e molle stelo inox.
- Per esecuzioni speciali con materiali (corpo/sfera/stelo) diversi dallo standard contattare il nostro ufficio commerciale.
- Trattamento superficiale: zincatura bianca, verniciatura epossidica (per altri trattamenti contattare il nostro ufficio commerciale).
- Marcatura e certificato ATEX **A RICHIESTA.**

EXECUTIONS ON REQUEST
- *LF2 carbon steel for low temperature execution (-40°C).*
- *For other flange types please contact our sales department.*
- *Sealing in: PTFE reinforced with glass (PTFE-GF), PTFE reinforced with carbon-graphite (PTFE-CF). For other types of materials please contact our sales department.*
- *Stainless steel lever.*
- *Stainless steel stem nuts and springs.*
- *For special versions with materials (body/ball/stem) different from the standard please contact our sales department.*
- *Surface treatment: white zinc coating, epoxy coating. For other coating please contact our sales department.*
- *ATEX marking and certificate* **ON REQUEST.**

CERTIFICAZIONI
- Conforme alla direttiva Europea 2014/68/UE PED; Fugitive Emission ISO 15848 (ISO FE BH-C03-SSA 0); Ta-Luft VDI: 2440.
- Livello di sicurezza funzionale fino a SIL 3 in accordo a IEC 61508.
- Conforme alla direttiva ATEX 2014/34/UE, certificato ATEX **A RICHIESTA.**

CERTIFICATIONS
- *In compliance with European Directive 2014/68/EU PED; Fugitive Emission ISO 15848 (ISO FE BH-C03-SSA 0); Ta-Luft VDI: 2440.*
- *Safety integrity level up to SIL 3 according to the IEC 61508.*
- *In compliance with ATEX 2014/34/EU Directive , ATEX certificate* ***ON REQUEST.***

NORME DI PROGETTAZIONE
- Spessori corpo in accordo a ASME B16.34, ASME VIII div.1, EN12516.
- Materiali e rating in accordo ad ASME B16.34 per valvole ANSI ed EN12516 per valvole PN.

ENGINEERING STANDARDS
- *Body thickness in compliance with: ASME B16.34, ASME VIII div.1, EN12516.*
- *Materials and rating in compliance with ASME B16.34 for ANSI valves and EN12516 for PN valves.*

THOR SPLIT BODY 3 WAY 4 SEALS - PN 16-40 ANSI 150
ACCIAIO AL CARBONIO *CARBON STEEL*
TABELLA DEI MATERIALI *MATERIALS TABLE*

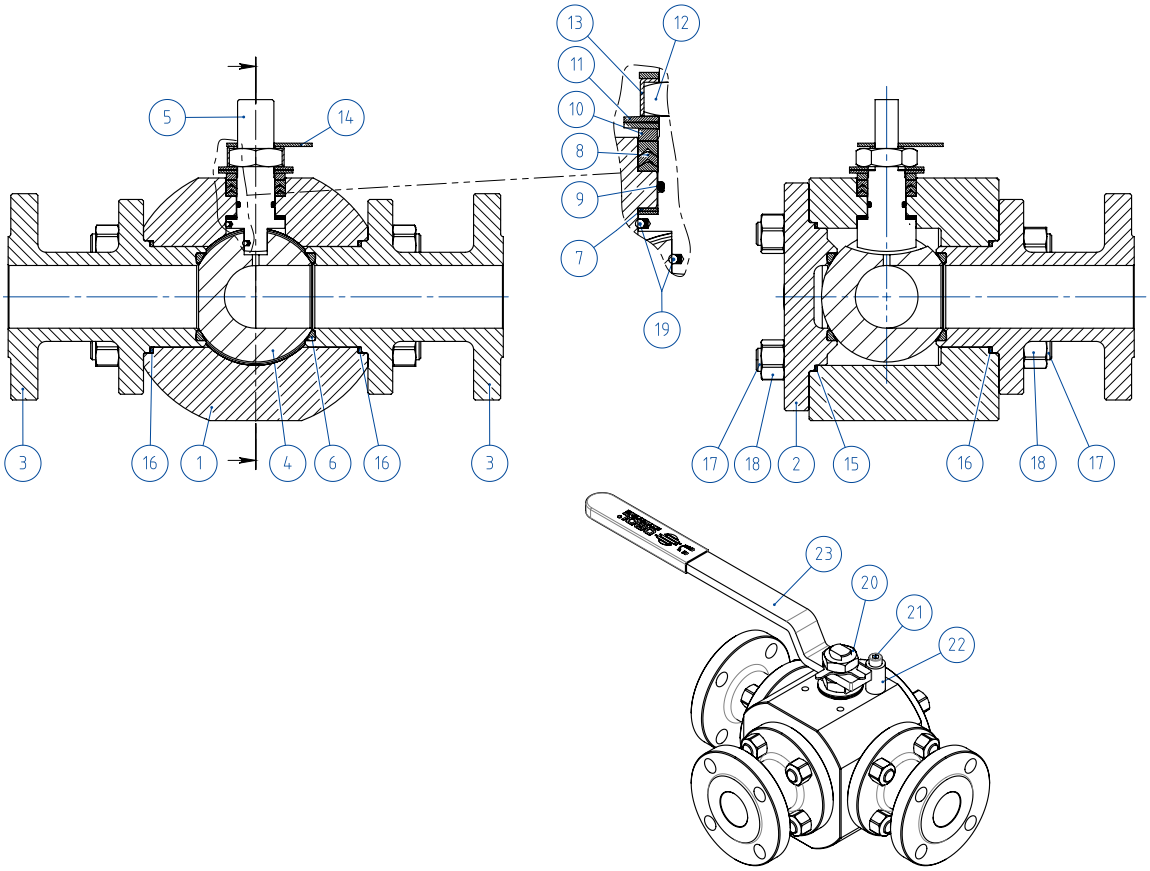

MATERIALI *MATERIALS* SPLIT BODY PN16-40 ANSI 150			
N°	**Descrizione *Description***	**A105 *Carbon steel***	**A350 LF2 *Carbon steel***
1	Corpo *Body*	ASTM A105	ASTM A350 LF2
2	Coperchio *Cover*		
3	Terminale *Connector*		
4	Sfera *Ball*	ASTM A351 CF8M	
5	Stelo *Stem*	A564 TP.630 (17-4PH)	
6*	Seggio *Seat*	PTFE Modificato *Modified PTFE*	
7*	Tenuta inferiore stelo *Stem lower sealing*	PTFE Modificato *Modified PTFE*	
8*	Pacco a V *Chevron rings*	PTFE Modificato *Modified PTFE*	
9*	O-ring stelo *Stem O-ring*	FKM	
10	Anello premi guarnizione *Packing gland ring*	Acciaio al carbonio zincato *Zinc coated carbon steel* (x)	
11	Molle stelo *Stem springs*	Acciaio al carbonio zincato *Zinc coated carbon steel* (xx)	
12	Dado stelo *Stem nut*	Acciaio al carbonio zincato *Zinc coated carbon steel* (x)	
13	Piastra blocca dado *Stop nut plate*	304 S.S.	
14	Indicatore *Indicator*	304 S.S.	
15*	Guarnizione Corpo-Coperchio *Body-Cover nut gasket*	GRAFOIL	
16*	Guarnizione Corpo-Terminale *Body-Connector gasket*	GRAFOIL	
17	Tiranti *Stud bolt*	ASTM A193-B7	ASTM A320 L7M
18	Dadi *Nut*	ASTM A194-Gr.2H	ASTM A194-Gr.7M
19	Dispositivo antistatico *Antistatic device*	316 S.S.	
20	Controdado *Lock nut*	Acciaio al carbonio zincato *Zinc coated carbon steel* (x)	
21	Vite di fermo *Holder screw*	A2-70 (304 S.S.)	
22	Fermo di posizione *Holder screw*	Acciaio al carbonio zincato *Zinc coated carbon steel* (x)	
23	Leva *Lever*	Fe37 zincato - *galvanized* (x)	
* Componenti del kit di guarnizioni *Components of seals kit*			

A richiesta disponibile in: *Available on request:*

(x): 304 s.s.
(xx): 301 s.s.

THOR SPLIT BODY 3 WAY 4 SEALS - PN 16-40 ANSI 150
ACCIAIO AL CARBONIO *CARBON STEEL*
ASSE LIBERO E CON LEVA *FREE SHAFT AND WITH LEVER*

CODICI VALVOLE IN ACCIAIO AL CARBONIO ASSE LIBERO (V__) E CON LEVA (L__) - SFERA A "L"
CARBON STEEL BARE SHAFT (V__) AND LEVER (L__) OPERATED VALVE CODE - "L" BALL

	MISURA *SIZE* DN [mm]	[inch]	PN/ANSI	A105 *Carbon steel*	LF2 *Carbon steel*
PN	DN 15	1/2"	PN 16-40	V/LT204F03CAA0AFQNV00B	V/LT204F03CBA0AHQNV00B
PN	DN 20	3/4"	PN 16-40	V/LT205F03CAA0AFQNV00B	V/LT205F03CBA0AHQNV00B
PN	DN 25	1"	PN 16-40	V/LT206F03CAA0AFQNV00B	V/LT206F03CBA0AHQNV00B
PN	DN 32	1" 1/4	PN 16-40	V/LT207F03CAA0AFQNV00B	V/LT207F03CBA0AHQNV00B
PN	DN 40	1" 1/2	PN 16-40	V/LT208F03CAA0AGQNV00B	V/LT208F03CBA0AIQNV00B
PN	DN 50	2"	PN 16-40	V/LT209F03CAA0AGQNV00B	V/LT209F03CBA0AIQNV00B
PN	DN 65	2" 1/2	PN 16	V/LT210E03CAA0AGQNV00B	V/LT210E03CBA0AIQNV00B
PN	DN 80	3"	PN 16	V/LT211E03CAA0AGQNV00B	V/LT211E03CBA0AIQNV00B
PN	DN 100	4"	PN 16	V/LT212E03CAA0AGQNV00B	V/LT212E03CBA0AIQNV00B
ANSI	DN 15	1/2"	ANSI 150	V/LT204104CAA0AFQNV00B	V/LT204104CBA0AHQNV00B
ANSI	DN 20	3/4"	ANSI 150	V/LT205104CAA0AFQNV00B	V/LT205104CBA0AHQNV00B
ANSI	DN 25	1"	ANSI 150	V/LT206104CAA0AFQNV00B	V/LT206104CBA0AHQNV00B
ANSI	DN 32	1" 1/4	ANSI 150	V/LT207104CAA0AFQNV00B	V/LT207104CBA0AHQNV00B
ANSI	DN 40	1" 1/2	ANSI 150	V/LT208104CAA0AGQNV00B	V/LT208104CBA0AIQNV00B
ANSI	DN 50	2"	ANSI 150	V/LT209104CAA0AGQNV00B	V/LT209104CBA0AIQNV00B
ANSI	DN 65	2" 1/2	ANSI 150	V/LT210104CAA0AGQNV00B	V/LT210104CBA0AIQNV00B
ANSI	DN 80	3"	ANSI 150	V/LT211104CAA0AGQNV00B	V/LT211104CBA0AIQNV00B
ANSI	DN 100	4"	ANSI 150	V/LT212104CAA0AGQNV00B	V/LT212104CBA0AIQNV00B

CODICI VALVOLE IN ACCIAIO AL CARBONIO ASSE LIBERO (V__) E CON LEVA (L__) - SFERA A "T"
CARBON STEEL BARE SHAFT (V__) AND LEVER (L__) OPERATED VALVE CODE - "T" BALL

	MISURA *SIZE* DN [mm]	[inch]	PN/ANSI	A105 *Carbon steel*	LF2 *Carbon steel*
PN	DN 15	1/2"	PN 16-40	V/LT304F03CAA0AFQNV00B	V/LT304F03CBA0AHQNV00B
PN	DN 20	3/4"	PN 16-40	V/LT305F03CAA0AFQNV00B	V/LT305F03CBA0AHQNV00B
PN	DN 25	1"	PN 16-40	V/LT306F03CAA0AFQNV00B	V/LT306F03CBA0AHQNV00B
PN	DN 32	1" 1/4	PN 16-40	V/LT307F03CAA0AFQNV00B	V/LT307F03CBA0AHQNV00B
PN	DN 40	1" 1/2	PN 16-40	V/LT308F03CAA0AGQNV00B	V/LT308F03CBA0AIQNV00B
PN	DN 50	2"	PN 16-40	V/LT309F03CAA0AGQNV00B	V/LT309F03CBA0AIQNV00B
PN	DN 65	2" 1/2	PN 16	V/LT310E03CAA0AGQNV00B	V/LT310E03CBA0AIQNV00B
PN	DN 80	3"	PN 16	V/LT311E03CAA0AGQNV00B	V/LT311E03CBA0AIQNV00B
PN	DN 100	4"	PN 16	V/LT312E03CAA0AGQNV00B	V/LT312E03CBA0AIQNV00B
ANSI	DN 15	1/2"	ANSI 150	V/LT304104CAA0AFQNV00B	V/LT304104CBA0AHQNV00B
ANSI	DN 20	3/4"	ANSI 150	V/LT305104CAA0AFQNV00B	V/LT305104CBA0AHQNV00B
ANSI	DN 25	1"	ANSI 150	V/LT306104CAA0AFQNV00B	V/LT306104CBA0AHQNV00B
ANSI	DN 32	1" 1/4	ANSI 150	V/LT307104CAA0AFQNV00B	V/LT307104CBA0AHQNV00B
ANSI	DN 40	1" 1/2	ANSI 150	V/LT308104CAA0AGQNV00B	V/LT308104CBA0AIQNV00B
ANSI	DN 50	2"	ANSI 150	V/LT309104CAA0AGQNV00B	V/LT309104CBA0AIQNV00B
ANSI	DN 65	2" 1/2	ANSI 150	V/LT310104CAA0AGQNV00B	V/LT310104CBA0AIQNV00B
ANSI	DN 80	3"	ANSI 150	V/LT311104CAA0AGQNV00B	V/LT311104CBA0AIQNV00B
ANSI	DN 100	4"	ANSI 150	V/LT312104CAA0AGQNV00B	V/LT312104CBA0AIQNV00B

THOR SPLIT BODY 3 WAY 4 SEALS - PN 16-40
ACCIAIO AL CARBONIO *CARBON STEEL*
CON ATTUATORE PNEUMATICO DA *WITH DA PNEUMATIC ACTUATOR*

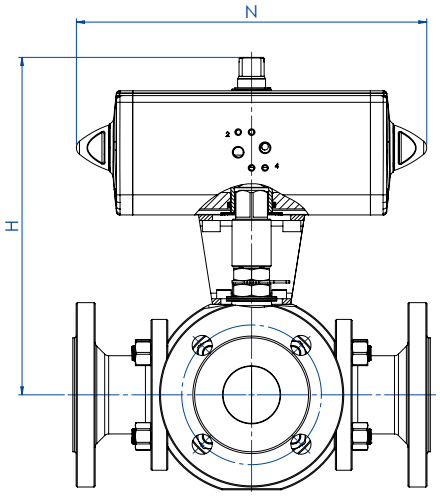

CODICI ARTICOLI IN A105 ACCIAIO AL CARBONIO *ITEM CODES IN A105 CARBON STEEL*

MISURA *SIZE* DN [mm]	[inch]	PN	CODICE ARTICOLO -SFERA A "L"- *ITEM CODE -"L" BALL-*	CODICE ARTICOLO -SFERA A "T"- *ITEM CODE -"T" BALL-*	ATTUATORE *ACTUATOR*	KIT di montaggio *Mounting KIT*	N [mm]	H [mm]	Kg
DN 15	1/2"	16-40	DT204F03CAA0AFQNV00BAFEA0	DT304F03CAA0AFQNV00BAFEA0	DAN0060412S	KCNACHD5263	198,0	185,4	8,0
DN 20	3/4"	16-40	DT205F03CAA0AFQNV00BAFGA0	DT305F03CAA0AFQNV00BAFGA0	DAN0106411S	KCNBCHD5398	237,0	208,3	13,4
DN 25	1"	16-40	DT206F03CAA0AFQNV00BAFGA0	DT306F03CAA0AFQNV00BAFGA0	DAN0106411S	KCNCCHD5317	237,0	218,8	19,7
DN 32	1" 1/4	16-40	DT207F03CAA0AFQNV00BAFHA0	DT307F03CAA0AFQNV00BAFHA0	DAN0120411S	KCNCCHD5317	244,1	227,0	22,5
DN 40	1" 1/2	16-40	DT208F03CAA0AGQNV00BAFIA0	DT308F03CAA0AGQNV00BAFIA0	DAN0180411S	KCNDDHD5319	289,9	269,5	33,3
DN 50	2"	16-40	DT209F03CAA0AGQNV00BAFKA0	DT309F03CAA0AGQNV00BAFKA0	DAN0360411S	KCNDDHD5319	339,3	289,0	46,8
DN 65	2" 1/2	16	DT210E03CAA0AGQNV00BAFKA0	DT310E03CAA0AGQNV00BAFKA0	DAN0360411S	KCNEEHD5379	339,3	321,0	65,6
DN 80	3"	16	DT211E03CAA0AGQNV00BAFLA0	DT311E03CAA0AGQNV00BAFLA0	DAN0480411S	KCNEFHD5322	387,6	245,9	83,4
DN 100	4"	16	DT212E03CAA0AGQNV00BAFNA0	DT312E03CAA0AGQNV00BAFNA0	DAN0960411S	KCNEFHD5380	479,3	402,0	120,8

CODICI ARTICOLI IN LF2 ACCIAIO AL CARBONIO *ITEM CODES IN LF2 CARBON STEEL*

MISURA *SIZE* DN [mm]	[inch]	PN	CODICE ARTICOLO -SFERA A "L"- *ITEM CODE -"L" BALL-*	CODICE ARTICOLO -SFERA A "T"- *ITEM CODE -"T" BALL-*	ATTUATORE *ACTUATOR*	KIT di montaggio *Mounting KIT*	N [mm]	H [mm]	Kg
DN 15	1/2"	16-40	DT204F03CBA0AHQNV00BAFEA0	DT304F03CBA0AHQNV00BAFEA0	DAN0060412S	KCNACHD5263	198,0	185,4	8,0
DN 20	3/4"	16-40	DT205F03CBA0AHQNV00BAFGA0	DT305F03CBA0AHQNV00BAFGA0	DAN0106411S	KCNBCHD5398	237,0	208,3	13,4
DN 25	1"	16-40	DT206F03CBA0AHQNV00BAFGA0	DT306F03CBA0AHQNV00BAFGA0	DAN0106411S	KCNCCHD5317	237,0	218,8	19,7
DN 32	1" 1/4	16-40	DT207F03CBA0AHQNV00BAFHA0	DT307F03CBA0AHQNV00BAFHA0	DAN0120411S	KCNCCHD5317	244,1	227,0	22,5
DN 40	1" 1/2	16-40	DT208F03CBA0AIQNV00BAFIA0	DT308F03CBA0AIQNV00BAFIA0	DAN0180411S	KCNDDHD5319	289,9	269,5	33,3
DN 50	2"	16-40	DT209F03CBA0AIQNV00BAFKA0	DT309F03CBA0AIQNV00BAFKA0	DAN0360411S	KCNDDHD5319	339,3	289,0	46,8
DN 65	2" 1/2	16	DT210E03CBA0AIQNV00BAFKA0	DT310E03CBA0AIQNV00BAFKA0	DAN0360411S	KCNEEHD5379	339,3	321,0	65,6
DN 80	3"	16	DT211E03CBA0AIQNV00BAFLA0	DT311E03CBA0AIQNV00BAFLA0	DAN0480411S	KCNEFHD5322	387,6	245,9	83,4
DN 100	4"	16	DT212E03CBA0AIQNV00BAFNA0	DT312E03CBA0AIQNV00BAFNA0	DAN0960411S	KCNEFHD5380	479,3	402,0	120,8

THOR SPLIT BODY 3 WAY 4 SEALS - ANSI 150
ACCIAIO AL CARBONIO *CARBON STEEL*
CON ATTUATORE PNEUMATICO DA *WITH DA PNEUMATIC ACTUATOR*

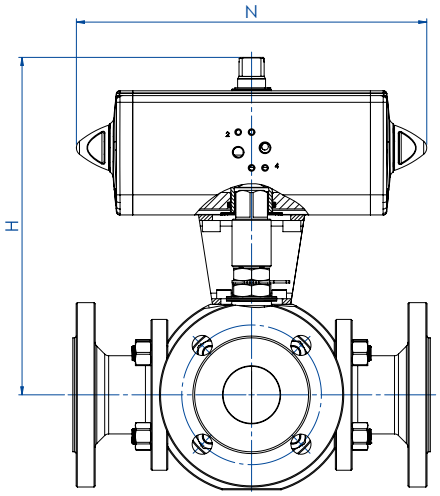

CODICI ARTICOLI IN A105 ACCIAIO AL CARBONIO *ITEM CODES IN A105 CARBON STEEL*

MISURA *SIZE* DN [mm]	[inch]	ANSI	CODICE ARTICOLO -SFERA A "L"- *ITEM CODE -"L" BALL-*	CODICE ARTICOLO -SFERA A "T"- *ITEM CODE -"T" BALL-*	ATTUATORE *ACTUATOR*	KIT di montaggio *Mounting KIT*	N [mm]	H [mm]	Kg
DN 15	1/2"	150	DT204104CAA0AFQNV00BAFEA0	DT304104CAA0AFQNV00BAFEA0	DAN0060412S	KCNACHD5263	198,0	185,4	7,1
DN 20	3/4"	150	DT205104CAA0AFQNV00BAFGA0	DT305104CAA0AFQNV00BAFGA0	DAN0106411S	KCNBCHD5398	237,0	208,3	12,3
DN 25	1"	150	DT206104CAA0AFQNV00BAFGA0	DT306104CAA0AFQNV00BAFGA0	DAN0106411S	KCNCCHD5317	237,0	218,8	18,9
DN 32	1" 1/4	150	DT207104CAA0AFQNV00BAFHA0	DT307104CAA0AFQNV00BAFHA0	DAN0120411S	KCNCCHD5317	244,1	227,0	20,1
DN 40	1" 1/2	150	DT208104CAA0AGQNV00BAFIA0	DT308104CAA0AGQNV00BAFIA0	DAN0180411S	KCNDDHD5319	289,9	269,5	31,5
DN 50	2"	150	DT209104CAA0AGQNV00BAFKA0	DT309104CAA0AGQNV00BAFKA0	DAN0360411S	KCNDDHD5319	339,3	289,0	45,3
DN 65	2" 1/2	150	DT210104CAA0AGQNV00BAFKA0	DT310104CAA0AGQNV00BAFKA0	DAN0360411S	KCNEEHD5379	339,3	321,0	67,4
DN 80	3"	150	DT211104CAA0AGQNV00BAFLA0	DT311104CAA0AGQNV00BAFLA0	DAN0480411S	KCNEFHD5322	387,6	245,9	82,8
DN 100	4"	150	DT212104CAA0AGQNV00BAFNA0	DT312104CAA0AGQNV00BAFNA0	DAN0960411S	KCNEFHD5380	479,3	402,0	125,7

CODICI ARTICOLI IN LF2 ACCIAIO AL CARBONIO *ITEM CODES IN LF2 CARBON STEEL*

MISURA *SIZE* DN [mm]	[inch]	ANSI	CODICE ARTICOLO -SFERA A "L"- *ITEM CODE -"L" BALL-*	CODICE ARTICOLO -SFERA A "T"- *ITEM CODE -"T" BALL-*	ATTUATORE *ACTUATOR*	KIT di montaggio *Mounting KIT*	N [mm]	H [mm]	Kg
DN 15	1/2"	150	DT204104CBA0AHQNV00BAFEA0	DT304104CBA0AHQNV00BAFEA0	DAN0060412S	KCNACHD5263	198,0	185,4	7,1
DN 20	3/4"	150	DT205104CBA0AHQNV00BAFGA0	DT305104CBA0AHQNV00BAFGA0	DAN0106411S	KCNBCHD5398	237,0	208,3	12,3
DN 25	1"	150	DT206104CBA0AHQNV00BAFGA0	DT306104CBA0AHQNV00BAFGA0	DAN0106411S	KCNCCHD5317	237,0	218,8	18,9
DN 32	1" 1/4	150	DT207104CBA0AHQNV00BAFHA0	DT307104CBA0AHQNV00BAFHA0	DAN0120411S	KCNCCHD5317	244,1	227,0	20,1
DN 40	1" 1/2	150	DT208104CBA0AIQNV00BAFIA0	DT308104CBA0AIQNV00BAFIA0	DAN0180411S	KCNDDHD5319	289,9	269,5	31,5
DN 50	2"	150	DT209104CBA0AIQNV00BAFKA0	DT309104CBA0AIQNV00BAFKA0	DAN0360411S	KCNDDHD5319	339,3	289,0	45,3
DN 65	2" 1/2	150	DT210104CBA0AIQNV00BAFKA0	DT310104CBA0AIQNV00BAFKA0	DAN0360411S	KCNEEHD5379	339,3	321,0	67,4
DN 80	3"	150	DT211104CBA0AIQNV00BAFLA0	DT311104CBA0AIQNV00BAFLA0	DAN0480411S	KCNEFHD5322	387,6	245,9	82,8
DN 100	4"	150	DT212104CBA0AIQNV00BAFNA0	DT312104CBA0AIQNV00BAFNA0	DAN0960411S	KCNEFHD5380	479,3	402,0	125,7

THOR SPLIT BODY 3 WAY 4 SEALS - PN 16-40
ACCIAIO AL CARBONIO *CARBON STEEL*
CON ATTUATORE PNEUMATICO SR *WITH SR PNEUMATIC ACTUATOR*

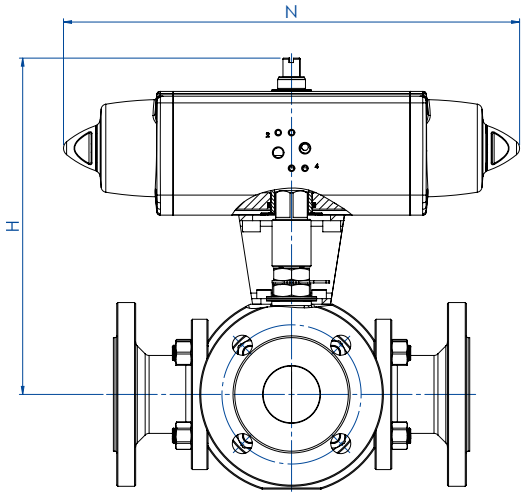

CODICI ARTICOLI IN A105 ACCIAIO AL CARBONIO *ITEM CODES IN A105 CARBON STEEL*

MISURA *SIZE* DN [mm]	[inch]	PN	CODICE ARTICOLO -SFERA A "L"- *ITEM CODE -"L" BALL-*	CODICE ARTICOLO -SFERA A "T"- *ITEM CODE -"T" BALL-*	ATTUATORE *ACTUATOR*	KIT di montaggio *Mounting KIT*	N [mm]	H [mm]	Kg
DN 15	1/2"	16-40	ST204F03CAA0AFQNV00BAFHA0	ST304F03CAA0AFQNV00BAFHA0	SRN0060401S	KCNACHD5399	338,5	202,0	9,7
DN 20	3/4"	16-40	ST205F03CAA0AFQNV00BAFIA0	ST305F03CAA0AFQNV00BAFIA0	SRN0090401S	KCNBDHD5400	393,7	242,5	17,1
DN 25	1"	16-40	ST206F03CAA0AFQNV00BAFIA0	ST306F03CAA0AFQNV00BAFIA0	SRN0090401S	KCNCDHD5329	393,7	253,0	23,4
DN 32	1" 1/4	16-40	ST207F03CAA0AFQNV00BAFJA0	ST307F03CAA0AFQNV00BAFJA0	SRN0120401S	KCNCDHD5329	409,6	261,1	27,0
DN 40	1" 1/2	16-40	ST208F03CAA0AGQNV00BAFKA0	ST308F03CAA0AGQNV00BAFKA0	SRN0180401S	KCNDDHD5383	474,0	280,0	37,7
DN 50	2"	16-40	ST209F03CAA0AGQNV00BAFMA0	ST309F03CAA0AGQNV00BAFMA0	SRN0360401S	KCNDEHD5330	613,0	339,0	57,5
DN 65	2" 1/2	16	ST210E03CAA0AGQNV00BAFMA0	ST310E03CAA0AGQNV00BAFMA0	SRN0360401S	KCNEFHD5322	613,0	351,0	76,4
DN 80	3"	16	ST211E03CAA0AGQNV00BAFNA0	ST311E03CAA0AGQNV00BAFNA0	SRN0480401S	KCNEFHD5392	648,2	279,0	97,0
DN 100	4"	16	ST212E03CAA0AGQNV00BAFRA0	ST312E03CAA0AGQNV00BAFRA0	SRN0960401S	KCNEGHD5384	828,0	441,7	146,4

CODICI ARTICOLI IN LF2 ACCIAIO AL CARBONIO *ITEM CODES IN LF2 CARBON STEEL*

MISURA *SIZE* DN [mm]	[inch]	PN	CODICE ARTICOLO -SFERA A "L"- *ITEM CODE -"L" BALL-*	CODICE ARTICOLO -SFERA A "T"- *ITEM CODE -"T" BALL-*	ATTUATORE *ACTUATOR*	KIT di montaggio *Mounting KIT*	N [mm]	H [mm]	Kg
DN 15	1/2"	16-40	ST204F03CBA0AHQNV00BAFHA0	ST304F03CBA0AHQNV00BAFHA0	SRN0060401S	KCNACHD5399	338,5	202,0	9,7
DN 20	3/4"	16-40	ST205F03CBA0AHQNV00BAFIA0	ST305F03CBA0AHQNV00BAFIA0	SRN0090401S	KCNBDHD5400	393,7	242,5	17,1
DN 25	1"	16-40	ST206F03CBA0AHQNV00BAFIA0	ST306F03CBA0AHQNV00BAFIA0	SRN0090401S	KCNCDHD5329	393,7	253,0	23,4
DN 32	1" 1/4	16-40	ST207F03CBA0AHQNV00BAFJA0	ST307F03CBA0AHQNV00BAFJA0	SRN0120401S	KCNCDHD5329	409,6	261,1	27,0
DN 40	1" 1/2	16-40	ST208F03CBA0AIQNV00BAFKA0	ST308F03CBA0AIQNV00BAFKA0	SRN0180401S	KCNDDHD5383	474,0	280,0	37,7
DN 50	2"	16-40	ST209F03CBA0AIQNV00BAFMA0	ST309F03CBA0AIQNV00BAFMA0	SRN0360401S	KCNDEHD5330	613,0	339,0	57,5
DN 65	2" 1/2	16	ST210E03CBA0AIQNV00BAFMA0	ST310E03CBA0AIQNV00BAFMA0	SRN0360401S	KCNEFHD5322	613,0	351,0	76,4
DN 80	3"	16	ST211E03CBA0AIQNV00BAFNA0	ST311E03CBA0AIQNV00BAFNA0	SRN0480401S	KCNEFHD5392	648,2	279,0	97,0
DN 100	4"	16	ST212E03CBA0AIQNV00BAFRA0	ST312E03CBA0AIQNV00BAFRA0	SRN0960401S	KCNEGHD5384	828,0	441,7	146,4

THOR SPLIT BODY 3 WAY 4 SEALS - ANSI 150
ACCIAIO AL CARBONIO *CARBON STEEL*
CON ATTUATORE PNEUMATICO SR *WITH SR PNEUMATIC ACTUATOR*

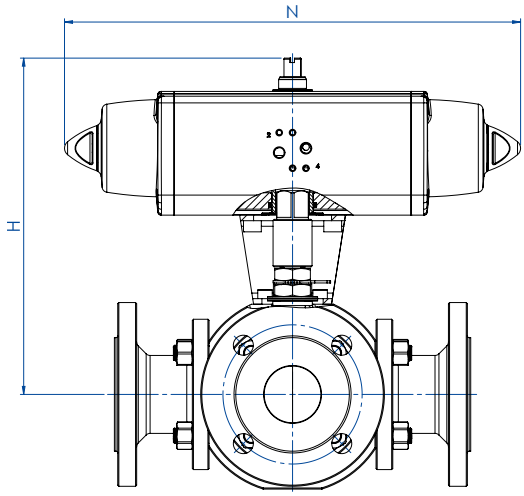

CODICI ARTICOLI IN A105 ACCIAIO AL CARBONIO *ITEM CODES IN A105 CARBON STEEL*

MISURA *SIZE* DN [mm]	[inch]	ANSI	CODICE ARTICOLO -SFERA A "L"- *ITEM CODE -"L" BALL-*	CODICE ARTICOLO -SFERA A "T"- *ITEM CODE -"T" BALL-*	ATTUATORE *ACTUATOR*	KIT di montaggio *Mounting KIT*	N [mm]	H [mm]	Kg
DN 15	1/2"	150	ST204104CAA0AFQNV00BAFHA0	ST304104CAA0AFQNV00BAFHA0	SRN0060401S	KCNACHD5399	338,5	202,0	8,8
DN 20	3/4"	150	ST205104CAA0AFQNV00BAFIA0	ST305104CAA0AFQNV00BAFIA0	SRN0090401S	KCNBDHD5400	393,7	242,5	16,0
DN 25	1"	150	ST206104CAA0AFQNV00BAFIA0	ST306104CAA0AFQNV00BAFIA0	SRN0090401S	KCNCDHD5329	393,7	253,0	22,6
DN 32	1" 1/4	150	ST207104CAA0AFQNV00BAFJA0	ST307104CAA0AFQNV00BAFJA0	SRN0120401S	KCNCDHD5329	409,6	261,1	24,6
DN 40	1" 1/2	150	ST208104CAA0AGQNV00BAFKA0	ST308104CAA0AGQNV00BAFKA0	SRN0180401S	KCNDDHD5383	474,0	280,0	35,9
DN 50	2"	150	ST209104CAA0AGQNV00BAFMA0	ST309104CAA0AGQNV00BAFMA0	SRN0360401S	KCNDEHD5330	613,0	339,0	56,0
DN 65	2" 1/2	150	ST210104CAA0AGQNV00BAFMA0	ST310104CAA0AGQNV00BAFMA0	SRN0360401S	KCNEFHD5322	613,0	351,0	78,2
DN 80	3"	150	ST211104CAA0AGQNV00BAFNA0	ST311104CAA0AGQNV00BAFNA0	SRN0480401S	KCNEFHD5392	648,2	279,0	96,4
DN 100	4"	150	ST212104CAA0AGQNV00BAFRA0	ST312104CAA0AGQNV00BAFRA0	SRN0960401S	KCNEGHD5384	828,0	441,7	151,3

CODICI ARTICOLI IN LF2 ACCIAIO AL CARBONIO *ITEM CODES IN LF2 CARBON STEEL*

MISURA *SIZE* DN [mm]	[inch]	ANSI	CODICE ARTICOLO -SFERA A "L"- *ITEM CODE -"L" BALL-*	CODICE ARTICOLO -SFERA A "T"- *ITEM CODE -"T" BALL-*	ATTUATORE *ACTUATOR*	KIT di montaggio *Mounting KIT*	N [mm]	H [mm]	Kg
DN 15	1/2"	150	ST204104CBA0AHQNV00BAFHA0	ST304104CBA0AHQNV00BAFHA0	SRN0060401S	KCNACHD5399	338,5	202,0	8,8
DN 20	3/4"	150	ST205104CBA0AHQNV00BAFIA0	ST305104CBA0AHQNV00BAFIA0	SRN0090401S	KCNBDHD5400	393,7	242,5	16,0
DN 25	1"	150	ST206104CBA0AHQNV00BAFIA0	ST306104CBA0AHQNV00BAFIA0	SRN0090401S	KCNCDHD5329	393,7	253,0	22,6
DN 32	1" 1/4	150	ST207104CBA0AHQNV00BAFJA0	ST307104CBA0AHQNV00BAFJA0	SRN0120401S	KCNCDHD5329	409,6	261,1	24,6
DN 40	1" 1/2	150	ST208104CBA0AIQNV00BAFKA0	ST308104CBA0AIQNV00BAFKA0	SRN0180401S	KCNDDHD5383	474,0	280,0	35,9
DN 50	2"	150	ST209104CBA0AIQNV00BAFMA0	ST309104CBA0AIQNV00BAFMA0	SRN0360401S	KCNDEHD5330	613,0	339,0	56,0
DN 65	2" 1/2	150	ST210104CBA0AIQNV00BAFMA0	ST310104CBA0AIQNV00BAFMA0	SRN0360401S	KCNEFHD5322	613,0	351,0	78,2
DN 80	3"	150	ST211104CBA0AIQNV00BAFNA0	ST311104CBA0AIQNV00BAFNA0	SRN0480401S	KCNEFHD5392	648,2	279,0	96,4
DN 100	4"	150	ST212104CBA0AIQNV00BAFRA0	ST312104CBA0AIQNV00BAFRA0	SRN0960401S	KCNEGHD5384	828,0	441,7	151,3

A richiesta, articoli disponibili anche con attuatore elettrico:
On request, items available also with electric actuator:

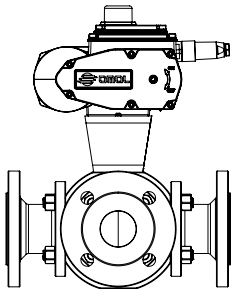

THOR SPLIT BODY 3 WAY 4 SEALS PN 16-40 ANSI 150
ACCIAIO INOX *STAINLESS STEEL*

ESECUZIONE STANDARD
- Sfera flottante, passaggio totale.
- Tenuta soft seat PTFE Modificato.
- Norme per flange d'attacco: EN1092-1, ASME B16.5.
- Classi di pressione : ANSI 150; PN16-40.
- Classe di tenuta: EN12266-1 rate A.
- Temperatura di utilizzo: -40°C +150°C.
- Fluido intercettato: aria, acqua, gas, prodotti petroliferi e petrolchimici, fluidi aggressivi.
- Antistatic device EN12266-2.
- Tenuta stelo: pacco a V di serie in PTFE Modificato.
- Tenuta addizionale su stelo con O-ring FKM.
- Stelo anti Blow-out.
- Foratura piano per attuatore a norma ISO 5211.

STANDARD EXECUTIONS
- *Floating ball, full bore.*
- *Soft-seat seal Modified PTFE.*
- *Standard for connecting flanges: EN1092-1, ASME B16.5.*
- *Pressure Class : ANSI 150; PN16-40.*
- *Tightness Class: EN12266-1 rate A.*
- *Working temperature: -40°C +150°C.*
- *Intercepted fluid: air, water, gas, petroleum and petrochemical products, aggressive fluids.*
- *Antistatic device EN12266-2.*
- *Stem seal: Modified PTFE V-pack.*
- *Additional seal on stem with FKM O-ring.*
- *Anti Blow-out stem.*
- *Actuator connection as per standard ISO 5211.*

ESECUZIONI A RICHIESTA
- Per altri tipi di flangiatura contattare il nostro ufficio commerciale.
- Guarnizioni di tenuta in: PTFE caricato vetro (PTFE-GF), PTFE caricato carbografite (PTFE-CF). Per altri tipi di materiale contattare il nostro ufficio commerciale.
- Leva inox.
- Dadi e molle stelo inox.
- Per esecuzioni speciali con materiali (corpo/sfera/stelo) diversi dallo standard contattare il nostro ufficio commerciale.
- Marcatura e certificato ATEX **A RICHIESTA.**

EXECUTIONS ON REQUEST
- *For other flanges type please contact our sales department.*
- *Sealing in: PTFE reinforced with glass (PTFE-GF), PTFE reinforced with carbon-graphite (PTFE-CF). For other types of materials please contact our sales department.*
- *Stainless steel lever.*
- *Stainless steel stem nuts and springs.*
- *For special versions with materials (body/ball/stem) different from the standard please contact our sales department.*
- *ATEX marking and certificate **ON REQUEST.***

CERTIFICAZIONI
- Conforme alla direttiva Europea 2014/68/UE PED; Fugitive Emission ISO 15848 (ISO FE BH-C03-SSA 0); Ta-Luft VDI: 2440.
- Livello di sicurezza funzionale fino a SIL 3 in accordo a IEC 61508.
- Conforme alla direttiva ATEX 2014/34/UE, certificato ATEX **A RICHIESTA.**

CERTIFICATIONS
- *In compliance with European Directive 2014/68/EU PED; Fugitive Emission ISO 15848 (ISO FE BH-C03-SSA 0); Ta-Luft VDI: 2440.*
- *Safety integrity level up to SIL 3 according to the IEC 61508.*
- *In compliance with ATEX 2014/34/EU Directive , ATEX certificate **ON REQUEST.***

NORME DI PROGETTAZIONE
- Spessori corpo in accordo a ASME B16.34, ASME VIII div.1, EN12516.
- Materiali e rating in accordo ad ASME B16.34 per valvole ANSI ed EN12516 per valvole PN.

ENGINEERING STANDARDS
- *Body thickness in compliance with: ASME B16.34, ASME VIII div.1, EN12516.*
- *Materials and rating in compliance with ASME B16.34 for ANSI valves and EN12516 for PN valves.*

THOR SPLIT BODY 3 WAY 4 SEALS - PN 16-40 ANSI 150
ACCIAIO INOX *STAINLESS STEEL*
TABELLA DEI MATERIALI *MATERIALS TABLE*

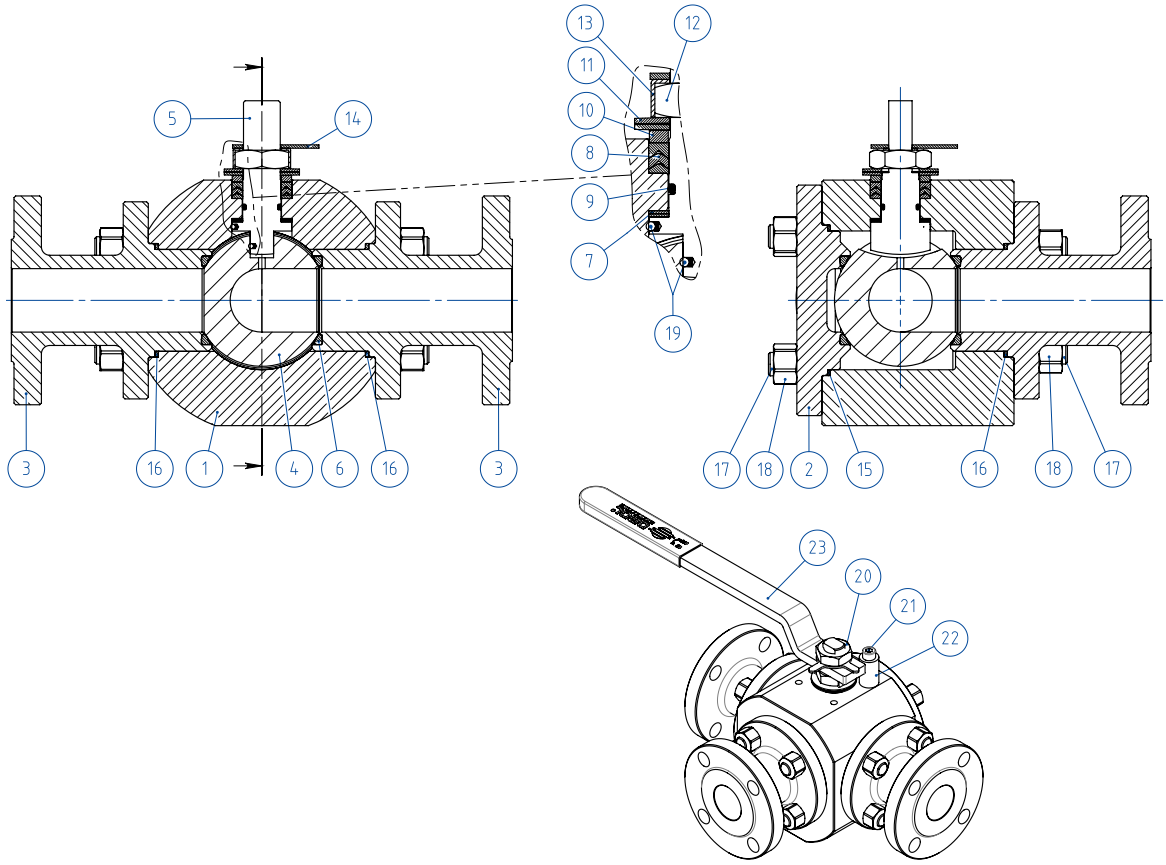

MATERIALI *MATERIALS* SPLIT BODY PN16-40 ANSI 150		
N°	**Descrizione *Description***	**316 *Stainless steel***
1	Corpo *Body*	ASTM A182 F316 / A479TP.316
2	Coperchio *Cover*	
3	Terminale *Connector*	
4	Sfera *Ball*	ASTM A351 CF8M
5	Stelo *Stem*	A564 TP.630 (17-4PH)
6*	Seggio *Seat*	PTFE Modificato *Modified PTFE*
7*	Tenuta inferiore stelo *Stem lower sealing*	PTFE Modificato *Modified PTFE*
8*	Pacco a V *Chevron rings*	PTFE Modificato *Modified PTFE*
9*	O-ring stelo *Stem O-ring*	FKM
10	Anello premi guarnizione *Packing gland ring*	AISI 304
11	Molle stelo *Stem springs*	Acciaio al carbonio zincato *Zinc coated carbon steel* (xx)
12	Dado stelo *Stem nut*	Acciaio al carbonio zincato *Zinc coated carbon steel* (x)
13	Piastra blocca dado *Stop nut plate*	304 S.S.
14	Indicatore *Indicator*	304 S.S.
15*	Guarnizione Corpo-Coperchio *Body-Cover nut gasket*	GRAFOIL
16*	Guarnizione Corpo-Terminale *Body-Connector gasket*	GRAFOIL
17	Tiranti *Stud bolt*	ASTM A193-B8
18	Dadi *Nut*	ASTM A194-Gr.8
19	Dispositivo antistatico *Antistatic device*	316 S.S.
20	Controdado *Lock nut*	Acciaio al carbonio zincato *Zinc coated carbon steel* (x)
21	Vite di fermo *Holder screw*	A2-70 (304 S.S.)
22	Fermo di posizione *Holder screw*	Acciaio al carbonio zincato *Zinc coated carbon steel* (x)
23	Leva *Lever*	Fe37 zincato - *galvanized* (x)
* Componenti del kit di guarnizioni *Components of seals kit*		

A richiesta disponibile in: *Available on request:*
(x): 304 s.s.
(xx): 301 s.s.

THOR SPLIT BODY 3 WAY 4 SEALS - PN 16-40 ANSI 150
ACCIAIO INOX *STAINLESS STEEL*
ASSE LIBERO E CON LEVA *FREE SHAFT AND WITH LEVER*

CODICI VALVOLE IN ACCIAIO INOX ASSE LIBERO (V__) E CON LEVA (L__) -PN- *STAINLESS STEEL BARE SHAFT (V__) AND LEVER (L__) OPERATED VALVE CODE -PN-*				
MISURA *SIZE*		**PN**	**316** ***Stainless steel - "L" BALL***	**316** ***Stainless steel - "T" BALL***
DN [mm]	**[inch]**			
DN 15	1/2"	PN 16-40	V/LT204F03ABA0ADQNV000	V/LT304F03ABA0ADQNV000
DN 20	3/4"	PN 16-40	V/LT205F03ABA0ADQNV000	V/LT305F03ABA0ADQNV000
DN 25	1"	PN 16-40	V/LT206F03ABA0ADQNV000	V/LT306F03ABA0ADQNV000
DN 32	1" 1/4	PN 16-40	V/LT207F03ABA0ADQNV000	V/LT307F03ABA0ADQNV000
DN 40	1" 1/2	PN 16-40	V/LT208F03ABA0AEQNV000	V/LT308F03ABA0AEQNV000
DN 50	2"	PN 16-40	V/LT209F03ABA0AEQNV000	V/LT309F03ABA0AEQNV000
DN 65	2" 1/2	PN 16	V/LT210E03ABA0AEQNV000	V/LT310E03ABA0AEQNV000
DN 80	3"	PN 16	V/LT211E03ABA0AEQNV000	V/LT311E03ABA0AEQNV000
DN 100	4"	PN 16	V/LT212E03ABA0AEQNV000	V/LT312E03ABA0AEQNV000

CODICI VALVOLE IN ACCIAIO INOX ASSE LIBERO (V__) E CON LEVA (L__) -ANSI- *STAINLESS STEEL BARE SHAFT (V__) AND LEVER (L__) OPERATED VALVE CODE -ANSI-*				
MISURA *SIZE*		**ANSI**	**316** ***Stainless steel - "L" BALL***	**316** ***Stainless steel - "T" BALL***
DN [mm]	**[inch]**			
DN 15	1/2"	ANSI 150	V/LT204104ABA0ADQNV000	V/LT304104ABA0ADQNV000
DN 20	3/4"	ANSI 150	V/LT205104ABA0ADQNV000	V/LT305104ABA0ADQNV000
DN 25	1"	ANSI 150	V/LT206104ABA0ADQNV000	V/LT306104ABA0ADQNV000
DN 32	1" 1/4	ANSI 150	V/LT207104ABA0ADQNV000	V/LT307104ABA0ADQNV000
DN 40	1" 1/2	ANSI 150	V/LT208104ABA0AEQNV000	V/LT308104ABA0AEQNV000
DN 50	2"	ANSI 150	V/LT209104ABA0AEQNV000	V/LT309104ABA0AEQNV000
DN 65	2" 1/2	ANSI 150	V/LT210104ABA0AEQNV000	V/LT310104ABA0AEQNV000
DN 80	3"	ANSI 150	V/LT211104ABA0AEQNV000	V/LT311104ABA0AEQNV000
DN 100	4"	ANSI 150	V/LT212104ABA0AEQNV000	V/LT312104ABA0AEQNV000

THOR SPLIT BODY 3 WAY 4 SEALS - PN 16-40 ANSI 150
ACCIAIO INOX *STAINLESS STEEL*
CON ATTUATORE PNEUMATICO DA *WITH DA PNEUMATIC ACTUATOR*

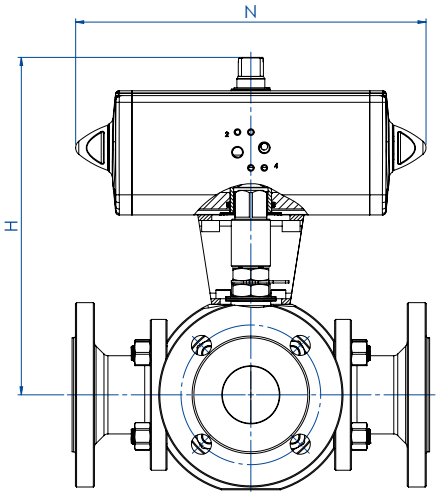

CODICI ARTICOLI IN 316 ACCIAIO INOX -PN- *ITEM CODES IN 316 STAINELSS STEEL -PN-*

MISURA *SIZE* DN [mm]	[inch]	PN	CODICE ARTICOLO -SFERA A "L"- *ITEM CODE -"L" BALL-*	CODICE ARTICOLO -SFERA A "T"- *ITEM CODE -"T" BALL-*	ATTUATORE *ACTUATOR*	KIT di montaggio *Mounting KIT*	N [mm]	H [mm]	Kg
DN 15	1/2"	16-40	DT204F03ABA0ADQNV000AFEA0	DT304F03ABA0ADQNV000AFEA0	DAN0060412S	KCNACHD5263	198,0	185,4	8,0
DN 20	3/4"	16-40	DT205F03ABA0ADQNV000AFGA0	DT305F03ABA0ADQNV000AFGA0	DAN0106411S	KCNBCHD5398	237,0	208,3	13,4
DN 25	1"	16-40	DT206F03ABA0ADQNV000AFGA0	DT306F03ABA0ADQNV000AFGA0	DAN0106411S	KCNCCHD5317	237,0	218,8	19,7
DN 32	1" 1/4	16-40	DT207F03ABA0ADQNV000AFHA0	DT307F03ABA0ADQNV000AFHA0	DAN0120411S	KCNCCHD5317	244,1	227,0	22,5
DN 40	1" 1/2	16-40	DT208F03ABA0AEQNV000AFIA0	DT308F03ABA0AEQNV000AFIA0	DAN0180411S	KCNDDHD5319	289,9	269,5	33,3
DN 50	2"	16-40	DT209F03ABA0AEQNV000AFKA0	DT309F03ABA0AEQNV000AFKA0	DAN0360411S	KCNDDHD5319	339,3	289,0	46,8
DN 65	2" 1/2	16	DT210E03ABA0AEQNV000AFKA0	DT310E03ABA0AEQNV000AFKA0	DAN0360411S	KCNEEHD5379	339,3	321,0	65,6
DN 80	3"	16	DT211E03ABA0AEQNV000AFLA0	DT311E03ABA0AEQNV000AFLA0	DAN0480411S	KCNEFHD5322	387,6	245,9	83,4
DN 100	4"	16	DT212E03ABA0AEQNV000AFNA0	DT312E03ABA0AEQNV000AFNA0	DAN0960411S	KCNEFHD5380	479,3	402,0	120,8

CODICI ARTICOLI IN 316 ACCIAIO INOX -ANSI- *ITEM CODES IN 316 STAINLESS STEEL -ANSI-*

MISURA *SIZE* DN [mm]	[inch]	ANSI	CODICE ARTICOLO -SFERA A "L"- *ITEM CODE -"L" BALL-*	CODICE ARTICOLO -SFERA A "T"- *ITEM CODE -"T" BALL-*	ATTUATORE *ACTUATOR*	KIT di montaggio *Mounting KIT*	N [mm]	H [mm]	Kg
DN 15	1/2"	150	DT204104ABA0ADQNV000AFEA0	DT304104ABA0ADQNV000AFEA0	DAN0060412S	KCNACHD5263	198,0	185,4	7,1
DN 20	3/4"	150	DT205104ABA0ADQNV000AFGA0	DT305104ABA0ADQNV000AFGA0	DAN0106411S	KCNBCHD5398	237,0	208,3	12,3
DN 25	1"	150	DT206104ABA0ADQNV000AFGA0	DT306104ABA0ADQNV000AFGA0	DAN0106411S	KCNCCHD5317	237,0	218,8	18,9
DN 32	1" 1/4	150	DT207104ABA0ADQNV000AFHA0	DT307104ABA0ADQNV000AFHA0	DAN0120411S	KCNCCHD5317	244,1	227,0	20,1
DN 40	1" 1/2	150	DT208104ABA0AEQNV000AFIA0	DT308104ABA0AEQNV000AFIA0	DAN0180411S	KCNDDHD5319	289,9	269,5	31,5
DN 50	2"	150	DT209104ABA0AEQNV000AFKA0	DT309104ABA0AEQNV000AFKA0	DAN0360411S	KCNDDHD5319	339,3	289,0	45,3
DN 65	2" 1/2	150	DT210104ABA0AEQNV000AFKA0	DT310104ABA0AEQNV000AFKA0	DAN0360411S	KCNEEHD5379	339,3	321,0	67,4
DN 80	3"	150	DT211104ABA0AEQNV000AFLA0	DT311104ABA0AEQNV000AFLA0	DAN0480411S	KCNEFHD5322	387,6	245,9	82,8
DN 100	4"	150	DT212104ABA0AEQNV000AFNA0	DT312104ABA0AEQNV000AFNA0	DAN0960411S	KCNEFHD5380	479,3	402,0	125,7

THOR SPLIT BODY 3 WAY 4 SEALS - PN 16-40 ANSI 150
ACCIAIO INOX *STAINLESS STEEL*
CON ATTUATORE PNEUMATICO SR *WITH SR PNEUMATIC ACTUATOR*

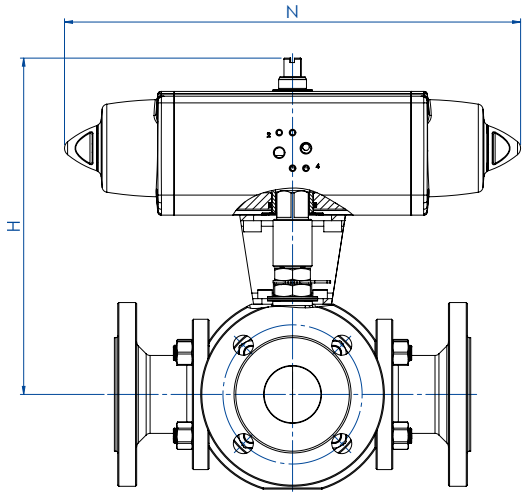

CODICI ARTICOLI IN 316 ACCIAIO INOX -PN- *ITEM CODES IN 316 STAINELSS STEEL -PN-*

MISURA *SIZE* DN [mm]	[inch]	PN	CODICE ARTICOLO -SFERA A "L"- *ITEM CODE -"L" BALL-*	CODICE ARTICOLO -SFERA A "T"- *ITEM CODE -"T" BALL-*	ATTUATORE *ACTUATOR*	KIT di montaggio *Mounting KIT*	N [mm]	H [mm]	Kg
DN 15	1/2"	16-40	ST204F03ABA0ADQNV000AFHA0	ST304F03ABA0ADQNV000AFHA0	SRN0060401S	KCNACHD5399	338,5	202,0	9,7
DN 20	3/4"	16-40	ST205F03ABA0ADQNV000AFIA0	ST305F03ABA0ADQNV000AFIA0	SRN0090401S	KCNBDHD5400	393,7	242,5	17,1
DN 25	1"	16-40	ST206F03ABA0ADQNV000AFIA0	ST306F03ABA0ADQNV000AFIA0	SRN0090401S	KCNCDHD5329	393,7	253,0	23,4
DN 32	1" 1/4	16-40	ST207F03ABA0ADQNV000AFJA0	ST307F03ABA0ADQNV000AFJA0	SRN0120401S	KCNCDHD5329	409,6	261,1	27,0
DN 40	1" 1/2	16-40	ST208F03ABA0AEQNV000AFKA0	ST308F03ABA0AEQNV000AFKA0	SRN0180401S	KCNDDHD5383	474,0	280,0	37,7
DN 50	2"	16-40	ST209F03ABA0AEQNV000AFMA0	ST309F03ABA0AEQNV000AFMA0	SRN0360401S	KCNDEHD5330	613,0	339,0	57,5
DN 65	2" 1/2	16	ST210E03ABA0AEQNV000AFMA0	ST310E03ABA0AEQNV000AFMA0	SRN0360401S	KCNEFHD5322	613,0	351,0	76,4
DN 80	3"	16	ST211E03ABA0AEQNV000AFNA0	ST311E03ABA0AEQNV000AFNA0	SRN0480401S	KCNEFHD5392	648,2	279,0	97,0
DN 100	4"	16	ST212E03ABA0AEQNV000AFRA0	ST312E03ABA0AEQNV000AFRA0	SRN0960401S	KCNEGHD5384	828,0	441,7	146,4

CODICI ARTICOLI IN 316 ACCIAIO INOX -ANSI- *ITEM CODES IN 316 STAINLESS STEEL -ANSI-*

MISURA *SIZE* DN [mm]	[inch]	ANSI	CODICE ARTICOLO -SFERA A "L"- *ITEM CODE -"L" BALL-*	CODICE ARTICOLO -SFERA A "T"- *ITEM CODE -"T" BALL-*	ATTUATORE *ACTUATOR*	KIT di montaggio *Mounting KIT*	N [mm]	H [mm]	Kg
DN 15	1/2"	150	ST204104ABA0ADQNV000AFHA0	ST304104ABA0ADQNV000AFHA0	SRN0060401S	KCNACHD5399	338,5	202,0	8,8
DN 20	3/4"	150	ST205104ABA0ADQNV000AFIA0	ST305104ABA0ADQNV000AFIA0	SRN0090401S	KCNBDHD5400	393,7	242,5	16,0
DN 25	1"	150	ST206104ABA0ADQNV000AFIA0	ST306104ABA0ADQNV000AFIA0	SRN0090401S	KCNCDHD5329	393,7	253,0	22,6
DN 32	1" 1/4	150	ST207104ABA0ADQNV000AFJA0	ST307104ABA0ADQNV000AFJA0	SRN0120401S	KCNCDHD5329	409,6	261,1	24,6
DN 40	1" 1/2	150	ST208104ABA0AEQNV000AFKA0	ST308104ABA0AEQNV000AFKA0	SRN0180401S	KCNDDHD5383	474,0	280,0	35,9
DN 50	2"	150	ST209104ABA0AEQNV000AFMA0	ST309104ABA0AEQNV000AFMA0	SRN0360401S	KCNDEHD5330	613,0	339,0	56,0
DN 65	2" 1/2	150	ST210104ABA0AEQNV000AFMA0	ST310104ABA0AEQNV000AFMA0	SRN0360401S	KCNEFHD5322	613,0	351,0	78,2
DN 80	3"	150	ST211104ABA0AEQNV000AFNA0	ST311104ABA0AEQNV000AFNA0	SRN0480401S	KCNEFHD5392	648,2	279,0	96,4
DN 100	4"	150	ST212104ABA0AEQNV000AFRA0	ST312104ABA0AEQNV000AFRA0	SRN0960401S	KCNEGHD5384	828,0	441,7	151,3
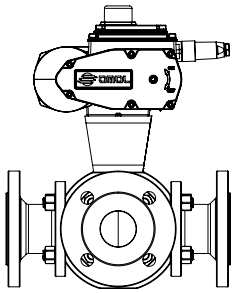
A richiesta, articoli disponibili anche con attuatore elettrico:
On request, items available also with electric actuator: