ADL APPENDAGES

**REF. 806-819**

**BRASS FITTINGS FOR PE PIPES POLYETHYLENE PIPING SYSTEM**

# PRODUCT EVOLUTION

**Be carreful, our brass fittingd are changing for a lead free brass CW510L**

**We currently have 2 different types available (according to DN) with different body materials**

## New types :

**At the end, only the fittings with lead free brass CW10L body will be available**

ADL APPENDAGES

**REF. 806-819**

# BRASS FITTINGS FOR PE PIPES POLYETHYLENE PIPING SYSTEM

Brass fittings for PE or steel pipes, polyethylene piping system for drinking water and water distribution.
NBR o-ring for a perfect tightness.
Installation on pipe without dismantling coupling.

| | |
|---|---|
| **Size :** | DN20 to DN90 |
| **Connection :** | Female, Male for PE pipes |
| **Min Temperature :** | +4°C |
| **Max Temperature :** | +40°C |
| **Max Pressure :** | 16 Bars |
| **Specifications :** | Brass fittings for PE pipes<br>NBR o-ring<br>Installation on pipe without dismantling coupling |
| **Materials :** | Lead free brass CW510L or CW617N-4MS |

*the installation defects and wear defects are not covered by the guarantee

# BRASS FITTINGS FOR PE PIPES POLYETHYLENE PIPING SYSTEM

***SPECIFICATIONS :***

- Brass coupling for external tightening
- Lead free brass body CW510L or brass CW617N and nut in brass CW617N-4MS
- NBR gasket
- Installation on pipe without dismantling the coupling
- Body marking : DN – Fabrication Date – DIN 8076
- Nut marking : DN – SF/H – DIN 8076 - ACS

***USE :***

- Water distribution
- Min and max Temperature Ts : + 4°C to + 40°C
- Max Pressure Ps : 16 bars

***RANGE :***

***FOR PE PIPES :***

- Male coupling **Ref.811** from DN 1/2“-D.20 to DN 3“-D.90
- Female coupling **Ref.810** from DN 1/2“-D.20 to DN 3“-D.90
- Free nut coupling **Ref.806** from DN 3/4“-D.20 to DN 2“-D.63
- Double connection coupling equal **Ref.813** from DN 20 to DN 90
- Double connection coupling reduced **Ref.813** from DN 32-20 to DN 63-50
- Long double connection coupling **Ref.807** from D.20 to D.63
- T coupling **Ref.814** from DN 20 to DN 90
- Reduced T coupling **Ref.814** from DN 25-20-25 to DN 50-32-50
- T male/female coupling **Ref.815** DN 20-1/2“M-3/8"F to DN 63-2“M-1"1/2F
- T center male coupling **Ref.815M** DN 25-1“M to DN 32-1“1/4M
- T center female coupling **Ref.815F** DN 20-1/2“F to DN 63-2“F
- L double connection coupling **Ref.816** from DN 20 to DN 63
- L male coupling **Ref.817** from DN 1/2“-D.20 to DN 2“-D.63
- L female coupling **Ref.818** from DN1/2“-D.20 to 2“-D.63
- Elbow 90° free nut coupling with flat gasket **Ref.800** from DN 1“-D.25 to DN 2“-D.63
- 135° angle elbow connection coupling **Ref.820** from DN25 to DN63
- L female brass coupling with wall fixation **Ref.819** from DN 1/2“-D.20 to DN 3/4“-D.25

***FOR STEEL PIPES :***

- Female straight coupling **Ref.890** from D.21 to D.49
- Male straight coupling **Ref.891** from D.21 to D.49

# BRASS FITTINGS FOR PE PIPES POLYETHYLENE PIPING SYSTEM

***MATERIALS FROM DN20 TO 63 :***

| Item | Designation | Materials |
|---|---|---|
| 1 | Coupling | Brass CW617N-4MS or CW510L according to EN 12165 |
| 2 | O ring | NBR |
| 3 | Tightening ring | Brass |
| 4 | Ring | |
| 5 | Nut | Brass CW617N-4MS according to EN 12165 |

***MATERIALS FROM DN 75 TO DN 90 :***

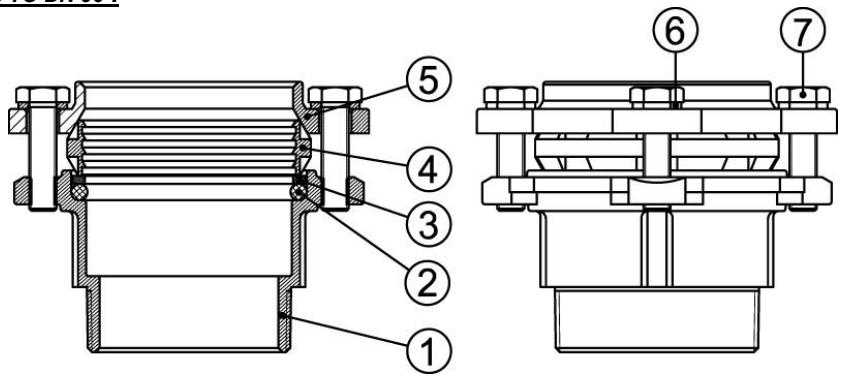


| Item | Designation | Materials |
|---|---|---|
| 1 | Coupling | Brass CW 617 N according to EN 12165 |
| 2 | O ring | NBR |
| 3 | Tightening ring | A3 |
| 4 | Ring | Brass |
| 5 | Nut | Brass CW 617 N according to EN 12165 |
| 6 | Washer | AISI 304 |
| 7 | Screw | |

# BRASS FITTINGS FOR PE PIPES POLYETHYLENE PIPING SYSTEM

***SIZE ( in mm ) :***

- **Male coupling Ref.811**

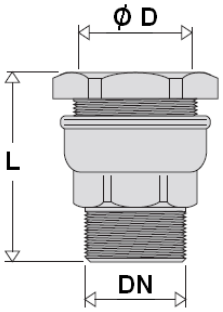


| Ø D | 20 | | 25 | | | 32 | | |
|---|---|---|---|---|---|---|---|---|
| DN | 1/2" | 3/4" | 1/2" | 3/4" | 1" | 3/4" | 1" | 1"1/4 |
| L | 43.5 | 46 | 46 | 47 | | | 52 | 54 |
| Weig. (Kg) | 0.11 | 0.12 | 0.14 | 0.14 | 0.17 | 0.21 | 0.22 | 0.27 |
| Ref. | 811420 | 811520 | 811524 | 811525 | 811625 | 811532 | 811632 | 811732 |

| Ø D | 40 | | | 50 | | | | 63 | | 75 | 90 |
|---|---|---|---|---|---|---|---|---|---|---|---|
| DN | 1" | 1"1/4 | 1"1/2 | 1" | 1"1/4 | 1"1/2 | 2" | 1"1/2 | 2" | 2"1/2 | 3" |
| L | | 58.5 | | 63 | | 63 | 66 | | 80.5 | 99.5 | 115.5 |
| Weig. (Kg) | 0.34 | 0.34 | 0.38 | 0.52 | 0.51 | 0.5 | 0.58 | 0.85 | 0.85 | 1.4 | 2.08 |
| Ref. | 811640 | 811740 | 811840 | 811650 | 811750 | 811850 | 811950 | 811863 | 811963 | 811075 | 811090 |

- **Female coupling Ref.810**

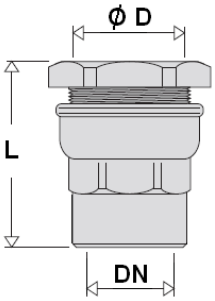


| Ø D | 20 | | 25 | | | 32 | | |
|---|---|---|---|---|---|---|---|---|
| DN | 1/2" | 3/4" | 1/2" | 3/4" | 1" | 3/4" | 1" | 1"1/4 |
| L | 44.5 | 50 | 47 | 49.5 | | | 54 | |
| Weig. (Kg) | 0.12 | 0.14 | 0.15 | 0.15 | 0.2 | 0.23 | 0.22 | 0.28 |
| Ref. | 810420 | 810520 | 810524 | 810525 | 810625 | 810532 | 810632 | 810732 |

| Ø D | 40 | | | 50 | | | | 63 | 75 | 90 |
|---|---|---|---|---|---|---|---|---|---|---|
| DN | 1" | 1"1/4 | 1"1/2 | 1" | 1"1/4 | 1"1/2 | 2" | | 2"1/2 | 3" |
| L | | 60.5 | 65 | 61 | 64 | 61 | 66 | 80 | 98.5 | 115 |
| Weig. (Kg) | 0.37 | 0.36 | 0.4 | 0.51 | 0.52 | 0.5 | 0.58 | 0.84 | 1.42 | 2.11 |
| Ref. | 810640 | 810740 | 810840 | 810650 | 810750 | 810850 | 810950 | 810963 | 810075 | 810090 |

# BRASS FITTINGS FOR PE PIPES POLYETHYLENE PIPING SYSTEM

***SIZE ( in mm ) :***

- **Straight with free nut coupling Ref.806**

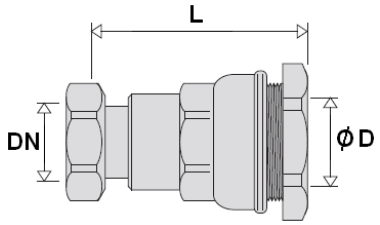


| Ø D | 20 | 25 | | 32 | | | 40 | | 50 | | | 63 |
|---|---|---|---|---|---|---|---|---|---|---|---|---|
| DN | 3/4" | 3/4" | 1" | 3/4" | 1" | 1"1/4 | 1"1/4 | 1"1/2 | 1"1/4 | 1"1/2 | 2" | 2" |
| L | 54 | 57 | 60 | 65 | 63 | | 69 | | 73 | 90 | 76 | 105 |
| Weig. (Kg) | 0.16 | 0.21 | 0.23 | 0.28 | 0.31 | 0.35 | 0.48 | 0.58 | 0.65 | 0.74 | 0.82 | 1.17 |
| Ref. | 806520 | 806525 | 806625 | 806532 | 806632 | 806732 | 806740 | 806840 | 806750 | 806850 | 806950 | 806963 |

- **Equal double connection coupling Ref.813**

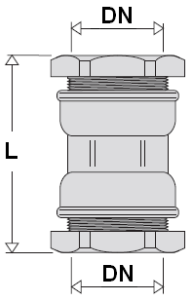


| DN | 20 | 25 | 32 | 40 | 50 | 63 | 75 | 90 |
|---|---|---|---|---|---|---|---|---|
| L | 62 | 67.5 | 72.5 | 81.5 | 88 | 120 | 146 | 176.5 |
| Weig. (Kg) | 0.19 | 0.24 | 0.36 | 0.57 | 0.83 | 1.48 | 2.4 | 3.41 |
| Ref. | 813020 | 813025 | 813032 | 813040 | 813050 | 813063 | 813075 | 813090 |

- **Reduced double connection coupling Ref.813**

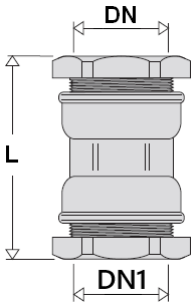


| DN | 32 | 40 | 50 | 63 | |
|---|---|---|---|---|---|
| DN1 | 20 | 25 | 32 | 40 | 50 |
| L | | | | | |
| Weig. (Kg) | 0.3 | 0.45 | 0.68 | 1.14 | 1.28 |
| Ref. | 8133220 | 8134025 | 8135032 | 8136340 | 8136350 |

- **Long double connection coupling Ref.807**

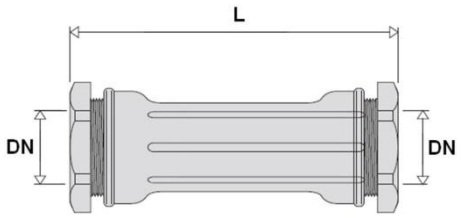


| Ø D | 20 | 25 | 32 | 40 | 50 | 63 |
|---|---|---|---|---|---|---|
| L | 118 | 122 | 126 | 135 | 139 | 168 |
| Weig. (Kg) | 0.27 | 0.35 | 0.48 | 0.7 | 1.01 | 1.57 |
| Ref. | 807020 | 807025 | 807032 | 807040 | 807050 | 807063 |

# BRASS FITTINGS FOR PE PIPES POLYETHYLENE PIPING SYSTEM

***SIZE ( in mm ) :***

- **Equal T coupling Ref.814**

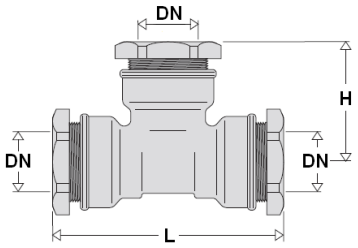


| DN | 20 | 25 | 32 | 40 | 50 | 63 | 75 | 90 |
|---|---|---|---|---|---|---|---|---|
| L | 83 | 92 | 104 | 120 | 138 | 170 | 233 | 283.5 |
| H | 44.5 | 47.5 | 53.5 | 62 | 70.5 | 92 | 116.5 | 141.5 |
| Weig. (Kg) | 0.3 | 0.38 | 0.6 | 0.89 | 1.35 | 2.34 | 4.37 | 6.86 |
| Ref. | 814020 | 814025 | 814032 | 814040 | 814050 | 814063 | 814075 | 814090 |

- **Reduced center T coupling Ref.814**

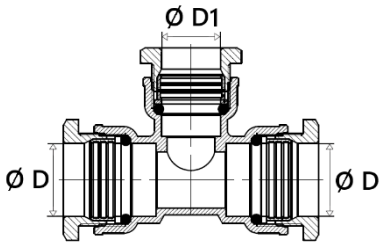


| Ø D | 25 | 32 | | 40 | | 50 |
|---|---|---|---|---|---|---|
| Ø D1 | 20 | 20 | 25 | 25 | 32 | 32 |
| Weig. (Kg) | 0.367 | 0.495 | 0.536 | 0.754 | 0.84 | 1.15 |
| Ref. | 8142520 | 8143220 | 814325 | 8144025 | 8144032 | 8145032 |

- **T center male/female coupling Ref.815**

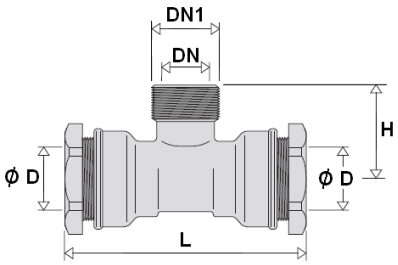


| Ø D | 20 | 25 | | 32 | 40 | 50 | 63 |
|---|---|---|---|---|---|---|---|
| DN | 3/8" | | 1/2" | 3/4" | 1" | 1"1/4 | 1"1/2 |
| DN1 | 1/2" | 1/2" | 3/4" | 1" | 1"1/4 | 1"1/2 | 2" |
| L | 79 | 84 | 89 | 101 | 144 | 153 | 193 |
| H | 30 | 33 | 34 | 40 | 49 | 54.5 | 64.5 |
| Weig. (Kg) | 0.22 | 0.3 | 0.3 | 0.44 | 0.83 | 1.11 | 1.94 |
| Ref. | 815420 | 815524 | 815525 | 815632 | 815740 | 815850 | 815963 |

- **T center male coupling Ref.815M**

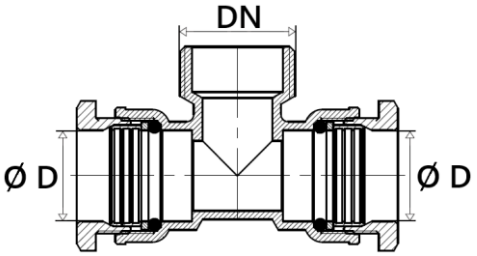


| Ø D | 25 | 32 | |
|---|---|---|---|
| DN | 1" | 3/4" | 1"1/4 |
| Weig. (Kg) | 0.32 | 0.43 | 0.5 |
| Ref. | 815M625 | 815M532 | 815M732 |

# BRASS FITTINGS FOR PE PIPES POLYETHYLENE PIPING SYSTEM

***SIZE ( in mm ) :***

- **T center female coupling Ref.815F**

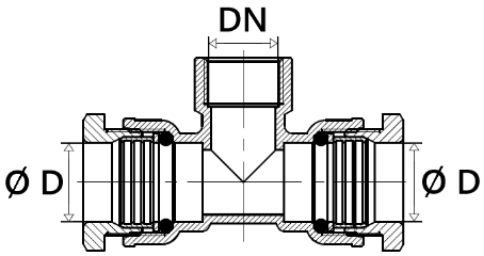


| Ø D | 20 | | 25 | | | 32 |
|---|---|---|---|---|---|---|
| DN | 1/2" | 3/4" | 1/2" | 3/4" | 1" | |
| Weig. (Kg) | 0.24 | 0.26 | 0.31 | 0.32 | 0.35 | 0.47 |
| Ref. | 815F420 | 815F520 | 815F425 | 815F525 | 815F625 | 815F632 |

| Ø D | 40 | | | 50 | | 63 |
|---|---|---|---|---|---|---|
| DN | 3/4" | 1"1/4 | 1"1/2 | | 2" | |
| Weig. (Kg) | 0.67 | 0.75 | 0.81 | 1.11 | 1.21 | 1.79 |
| Ref. | 815F540 | 815F740 | 815F840 | 815F850 | 815F950 | 815F963 |

- **L double connection coupling Ref.816**

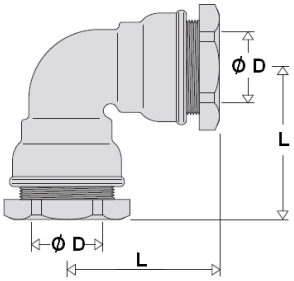


| Ø D | 20 | 25 | 32 | 40 | 50 | 63 |
|---|---|---|---|---|---|---|
| L | 46.5 | 49 | 54.5 | 65 | 72 | 90 |
| Weig. (Kg) | 0.21 | 0.27 | 0.43 | 0.7 | 1.07 | 1.66 |
| Ref. | 816020 | 816025 | 816032 | 816040 | 816050 | 816063 |

- **L male coupling Ref.817**

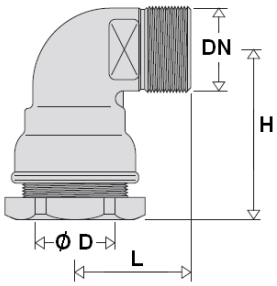


| Ø D | 20 | 25 | | | 32 | | 40 | 50 | | 63 |
|---|---|---|---|---|---|---|---|---|---|---|
| DN | 1/2" | 1/2" | 3/4" | 1" | 3/4" | 1" | 1"1/4 | 3/4" | 1"1/2 | 2" |
| L | 31 | 33.5 | 35 | 40.5 | 38 | 41 | 48 | 52 | 53 | 60.5 |
| H | 46.5 | 50 | 49 | 49 | 52 | 54.5 | 67 | 67 | 73 | 91 |
| Weig. (Kg) | 0.14 | 0.18 | 0.19 | 0.22 | 0.27 | 0.3 | 0.46 | 0.62 | 0.7 | 1.12 |
| Ref. | 817420 | 817425 | 817525 | 817625 | 817532 | 817632 | 817740 | 817550 | 817850 | 817963 |

# BRASS FITTINGS FOR PE PIPES POLYETHYLENE PIPING SYSTEM

***SIZE ( in mm ) :***

- **L female coupling Ref.818**

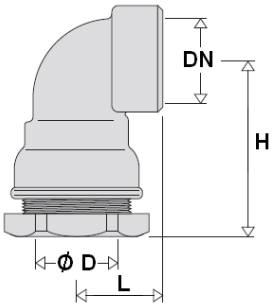


| Ø D | 20 | 25 | | | 32 | |
|---|---|---|---|---|---|---|
| DN | 1/2" | | 3/4" | 1" | 3/4" | 1" |
| L | 23 | 23 | 27.5 | 32 | 29 | 31.5 |
| H | 43.5 | 47 | 48.5 | | | 54.5 |
| Weig. (Kg) | 0.14 | 0.18 | 0.18 | 0.23 | 0.26 | 0.28 |
| Ref. | 818420 | 818425 | 818525 | 818625 | 818532 | 818632 |

| Ø D | 40 | | | 50 | | | | 63 | |
|---|---|---|---|---|---|---|---|---|---|
| DN | 1" | 1"1/4 | 1"1/2 | 1" | 1"1/4 | 1"1/2 | 2" | 1"1/2 | 2" |
| L | 35 | 39 | 43 | 38 | 43 | 41.5 | 51 | 49 | 49 |
| H | 62 | 64 | | 68 | | 70.5 | | | 90 |
| Weig. (Kg) | 0.42 | 0.47 | 0.51 | 0.58 | 0.62 | 0.67 | 0.76 | 1.05 | 1.08 |
| Ref. | 818640 | 818740 | 818840 | 818650 | 818750 | 818850 | 818950 | 818863 | 818963 |

- **Elbow 90° with free nut coupling with flat gasket Ref.800**

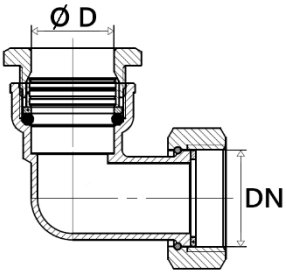


| Ø D | 25 | 32 | | 40 | | 50 | | 63 |
|---|---|---|---|---|---|---|---|---|
| DN | 1" | 3/4" | 1"1/4 | 1" | 1"1/2 | | 2" | |
| Weig. (Kg) | 0.244 | 0.296 | 0.407 | 0.448 | 0.65 | 0.823 | 0.953 | 1.315 |
| Ref. | 800625 | 800532 | 800732 | 800640 | 800840 | 800850 | 800950 | 800963 |

- **135° angle elbow connection coupling Ref.820**

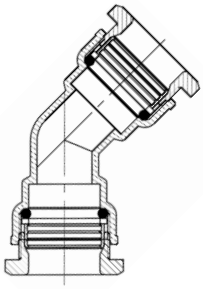

| DN | 25 | 32 | 40 | 50 | 63 |
|---|---|---|---|---|---|
| Weig. (Kg) | 0.27 | 0.43 | 0.7 | 1.07 | 1.66 |
| Ref. | 820025 | 820032 | 820040 | 820050 | 820063 |

# BRASS FITTINGS FOR PE PIPES POLYETHYLENE PIPING SYSTEM

***SIZE ( in mm ) :***

- **L female coupling with wall connection Ref.819**

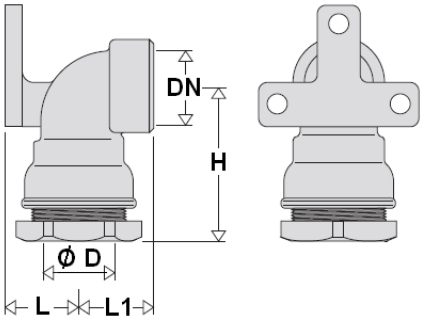


| Ø D | 20 | 25 | |
|---|---|---|---|
| DN | 1/2" | | 3/4" |
| L | 20 | 25 | 25 |
| L1 | 23 | 23 | 27.5 |
| H | 243.5 | 46 | 48.5 |
| Weig. (Kg) | 0.18 | 0.23 | 0.24 |
| Ref. | 819420 | 819425 | 819525 |

***SIZE FOR STEEL PIPES ( in mm ) :***

- **Female straight coupling Ref.890**

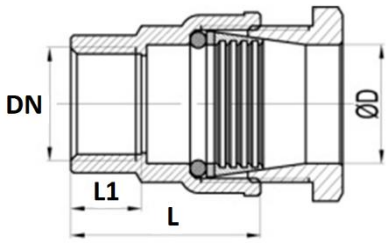


| Ø D | 21 | 27 | 34 | 42 | 49 |
|---|---|---|---|---|---|
| DN | 1/2" | 3/4" | 1" | 1"1/4 | 1"1/2 |
| L | 37.5 | 40.5 | 46.5 | 51 | 50 |
| L1 | 13 | 15 | 17 | 19 | 18 |
| Weig. (Kg) | 0.12 | 0.17 | 0.26 | 0.38 | 0.54 |
| Ref. | 890421 | 890527 | 890634 | 890742 | 890849 |

- **Male straight coupling Ref.891**

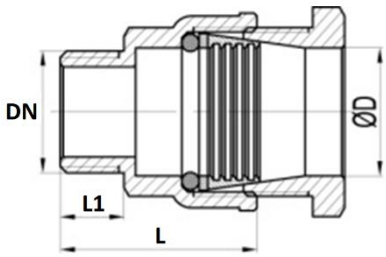


| Ø D | 21 | 27 | 34 | 42 | 49 |
|---|---|---|---|---|---|
| DN | 1/2" | 3/4" | 1" | 1"1/4 | 1"1/2 |
| L | 36.5 | 38 | 44.5 | 49 | 52 |
| L1 | 11 | 12 | 14 | 16 | 17 |
| Weig. (Kg) | 0.12 | 0.15 | 0.25 | 0.35 | 0.54 |
| Ref. | 891421 | 891527 | 891634 | 891742 | 891849 |

# BRASS FITTINGS FOR PE PIPES POLYETHYLENE PIPING SYSTEM

***STANDARDS :***

- Manufacturer certified ISO 9001 : 2015 et ISO 14001 : 2015

# BRASS FITTINGS FOR PE PIPES POLYETHYLENE PIPING SYSTEM

## INSTALLATION INSTRUCTIONS

***GENERAL GUIDELINES :***

- Ensure that the fittings to be used are appropriate for the conditions of the installation (type of fluid,pressure and temperature).

***INSTALLATION INSTRUCTIONS :***

- Before starting the fitting,ensure that the threads and tapping are clean.
- The theoretical lenghts given by ISO/R7 for the tapping are typically longer than required,the lenght of the thread should be limited, and **check that the end of the tube does not press right up to the head of the thread.**
- For the sealing assembly fittings piping, it is essential to use products that are compatible with the requirements of the French water agreement ACS : **plumbers hemp proscribed**.
- When screwing the fittings, ensure that you only rotate on screwed side by the 6 ended side.Use an open ended spanner or an adjustable spanner and not a monkey wrench.
- Do not over tighten the fittings. Do not block with any extensions as it may cause a rupture or weakening of the casing**.**
- **In general,for all valves used in buildings and heating,do not tighten above a torque of 30 Nm.**

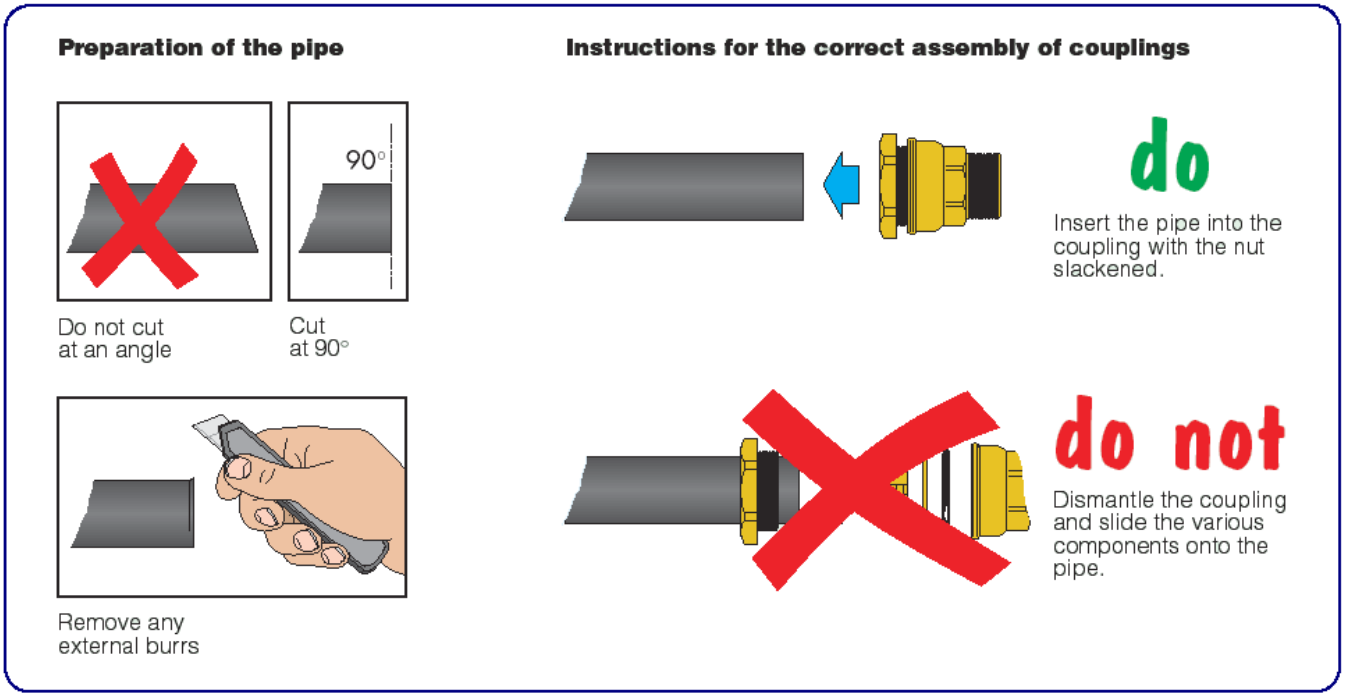


The advice and assembly instructions above do not conform to any guarantee.
The information is given in general.It states what must not and must be done.
It is provided to ensure the safety of the personnel and the reliability of the valves.
The instructions in bold must be followed.