MAGNUM SPLIT WAFER 3 VIE 4 GUARNIZIONI

3 WAY 4 SEALS

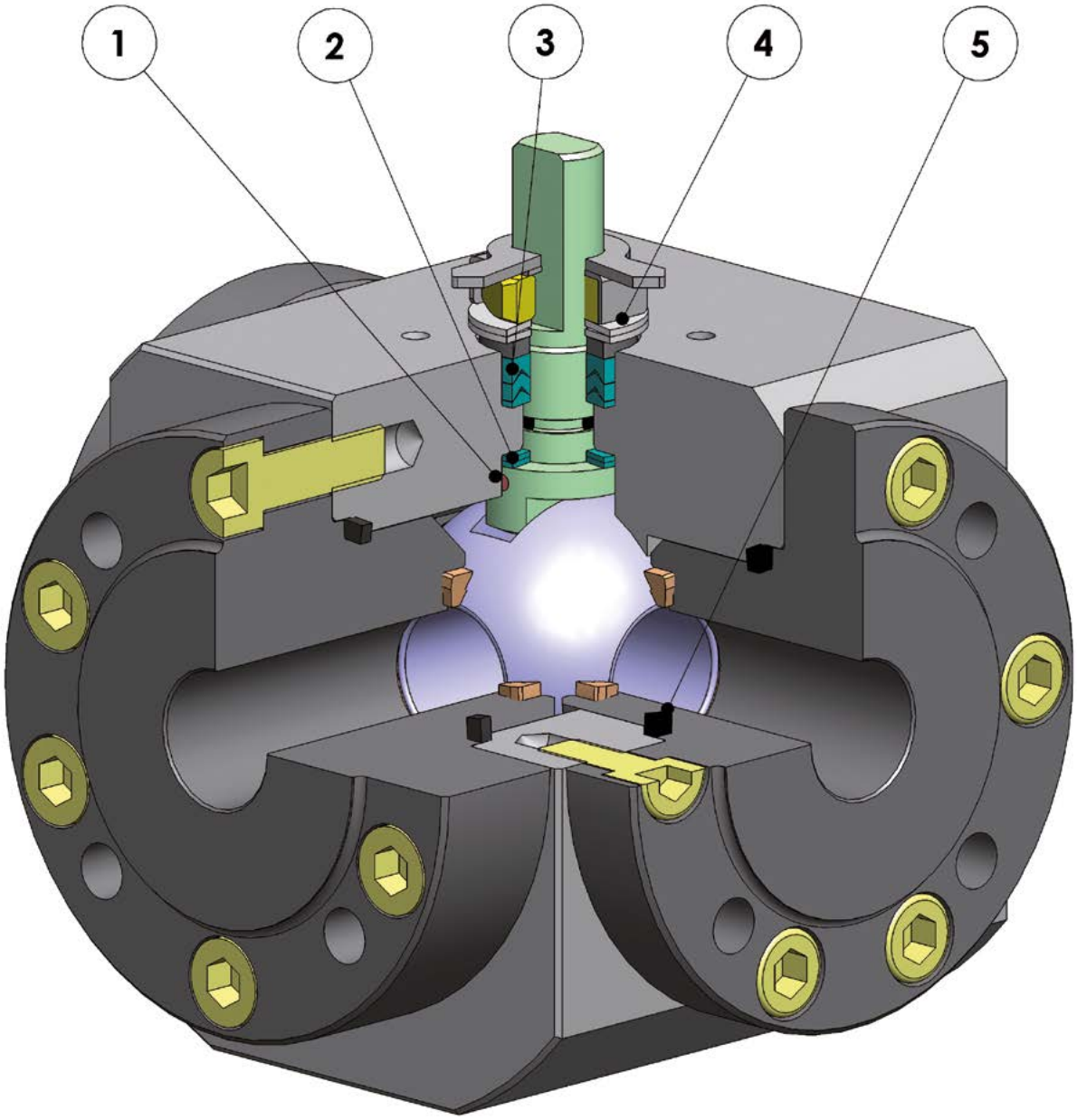

FEATURES & BENEFITS

1	Antistatic device (continuità elettrica tra sfera, stelo e corpo) *Antistatic device ((electrical continuity between ball, stem and body)*	Si evitano cariche elettrostatiche che potrebbero essere causa d'innesco in ambienti infiammabili e/o esplosivi *Static electricity is avoided which can cause sparks and fire in an inflammable/explosive environment*
		Sicurezza garantita del contatto durante tutta la vita della valvola *Contact safety throughout the entire life of the valve*
2	Doppio anello antifrizione *Double antifriction washer*	Garantisce una minor coppia di azionamento della valvola *Less Breakaway Torque is granted*
		Minor usura rispetto all'esecuzione con singolo anello *Less wear comparing with the execution with the single washer*
3	Pacco guarnizioni a "v" con 3 guarnizioni più o-ring *"V" seals pack; 3 seals + o-ring*	Si garantisce una perfetta tenuta anche dopo un numero elevato di cicli *It ensures a perfect tightness even after a high number of cycles*
4	Molle a tazza sulla tenuta dello stelo *Spring washer on the shaft seal*	Garantiscono il recupero dei giochi dovuti all'usura causata dal movimento semirotatorio dell'albero evitando perdite vero l'esterno *Guarantee of the recovery of the gap due to the wear caused by the rotational movement of the shaft avoiding leakage towards the outside part.*
		Consentono di mantenere energizzate le guarnizoini tipo "chevron" (a V), evitando perdite verso l'esterno, a fronte di notevoli escursioni termiche *Allow to maintain energized the "chevron" seals (V), thus avoiding any leakage to the outside, against huge temperature excursions*
5	Tenuta elasticizzata in grafite *Stretch Graphite seal*	Garantisce una tenuta verso l'esterno indipendentemente dalle escursioni termiche a cui è sottoposta la valvola *Tightness towards outside is granted, independently by the thermal excursions to which the valve is subjected*
	Maggiore precisione nell'allineamento degli assi grazie alla lavorazione dal grezzo al finito con un unico posizionamento *Greater precision in the alignment of axes due to a unique positioning in the process machining from raw material to finished valve*	Maggior vita della valvola stessa *Longer lifetime of the valve*
		Minor coppia di azionamento *Less breakaway torque*
	Corpo valvola in acciaio al carbonio realizzato con materiale normalizzato certificato NACE in esecuzione standard *Valve body in carbon steel made with NACE certified material as standard*	Garantisce una maggior resistenza alla corrosione *Greater corrosion resistance*
		Maggior duttilità del materiale *Greater ductility of the material*
	Processo produttivo interamente eseguito in OMAL *100% in- house manufacturing process technology*	Massimo controllo in tutte le fasi di lavorazione *Maximum control and accuracy in all the stages of the manufacturing process*
		Possibilità di fornire rapidamente esecuzioni speciali richieste dal cliente *Flexibility in supply quickly special executions requested by customers*
	Certificato ATEX *ATEX Certificate*	Ne consente l'installazione in presenza di ambiente potenzialmente esplosivo *Installation is possible in a potential explosive environment*
	Certificazione "TA LUFT fugitive emission" *TA LUFT fugitive emission Certificate*	Garantisce un elevato grado di sicurezza della tenuta stelo verso l'esterno *High level of safety of the tightness towards the outside is granted*
	Certificato PED *PED Certificate*	Piena conformità alle norme di sicurezza europee per i dispositivi in pressione *Full compliance with European Safety Standards for Pressure Equipment*

MAGNUM SPLIT WAFER 3 WAY 4 SEALS

PN 16-40 ANSI 150

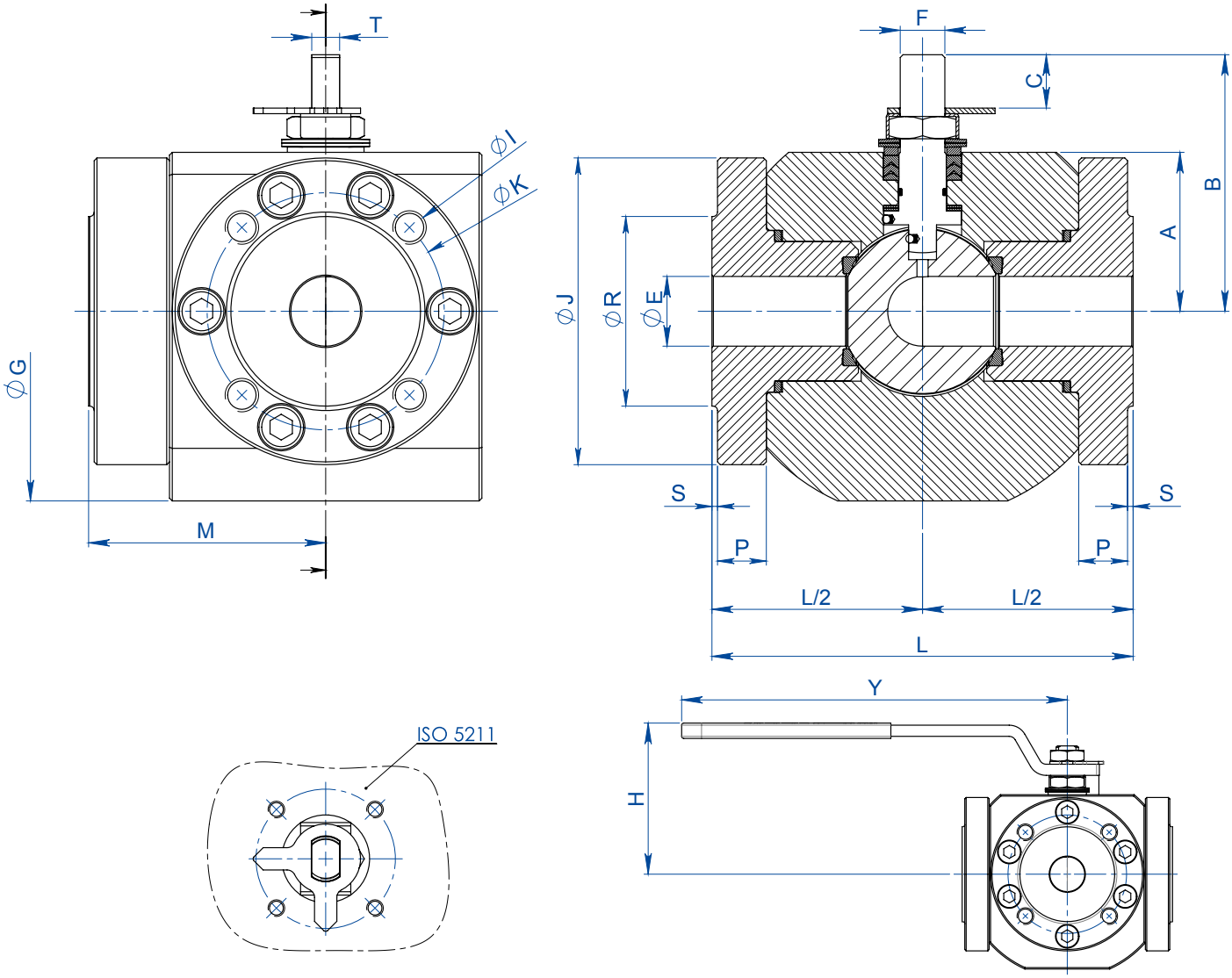

DIMENSIONI *DIMENSIONS* -PN-																							
MISURA *SIZE* DN [mm]	[inch]	PN	ØE	L	M	A	B	C	ATT. ISO	F/T	ØG	ØJ	ØR	S	P	ØK	N° FORI	ØI	H	Y	Kg.	KIT LEVA *LEVER KIT*	KIT GUARNIZIONI *SEALS KIT*
15	1/2"	16-40	13	124	62	40	55	9,2	F03	10/6	112	90	45	2	15	65	4	M12	73	140	6,8	KLV58004	KGBV557040
20	3/4"	16-40	19	136	79	48	71	13	F04	12/8	130	100	58	2	14	75	4	M12	90,4	150	10,5	KLV58006	KGBV557050
25	1"	16-40	25	151	85	57	92	19,1	F05	16/10	149	110	68	2	16	85	4	M12	108,4	275	15,2	KLV58008	KGBV557060
32	1" 1/4	16-40	32	167	96	60	95	19,1	F05	16/10	164	130	78	2	20	100	4	M16	111,4	275	20,8	KLV58008	KGBV557070
40	1" 1/2	16-40	38	185	100	72	119,5	26,4	F07	22/14	185	140	88	3	20	110	4	M16	132,5	350	26,1	KLV58010	KGBV557080
50	2"	16-40	51	200	110	81	128,5	26,7	F07	22/14	195	150	102	3	20	125	4	M16	141,5	350	32,4	KLV58010	KGBV557090
65	2" 1/2	16	64	218	121	93	154	33,2	F10	30/18	220	178	122	3	20	145	4	M16	180,3	450	47,6	KLV58012	KGBV557100
80	3"	16	76	244	126	101	162	33,2	F10	30/18	239	190	135	3	20	160	8	M16	188,3	450	57,9	KLV58012	KGBV557110
100	4"	16	102	325	150	124	182	33,2	F10	30/18	296	235	158	3	20	180	8	M16	208,3	450	109	KLV58012	KGBV557120

DIMENSIONI *DIMENSIONS* -ANSI-																							
MISURA *SIZE* DN [mm]	[inch]	ANSI	ØE	L	M	A	B	C	ATT. ISO	F/T	ØG	ØJ	ØR	S	P	ØK	N° FORI	ØI	H	Y	Kg.	KIT LEVA *LEVER KIT*	KIT GUARNIZIONI *SEALS KIT*
15	1/2"	150	13	124	62	40	55	9,2	F03	10/6	112	90	35,1	1,6	16	60,5	4	1/2"UNC	73	140	6,8	KLV58004	KGBV557040
20	3/4"	150	19	136	79	48	71	13	F04	12/8	130	100	42,9	1,6	16	69,8	4	1/2"UNC	90,4	150	10,4	KLV58006	KGBV557050
25	1"	150	25	151	85	57	92	19,1	F05	16/10	149	110	50,8	1,6	16	79,2	4	1/2"UNC	108,4	275	15,2	KLV58008	KGBV557060
32	1" 1/4	150	32	167	96	60	95	19,1	F05	16/10	164	130	63,5	1,6	16	88,9	4	1/2"UNC	111,4	275	21,3	KLV58008	KGBV557070
40	1" 1/2	150	38	185	100	72	119,5	26,4	F07	22/14	185	140	73	1,6	16	98,6	4	1/2"UNC	132,5	350	26,4	KLV58010	KGBV557080
50	2"	150	51	200	110	81	128,5	26,7	F07	22/14	195	150	91,9	1,6	20	120,6	4	5/8"UNC	141,5	350	32,6	KLV58010	KGBV557090
65	2" 1/2	150	64	218	121	93	154	33,2	F10	30/18	220	178	104,6	1,6	20	139,7	4	5/8"UNC	180,3	450	46,6	KLV58012	KGBV557100
80	3"	150	76	244	126	101	162	33,2	F10	30/18	239	190	127	1,6	20	152,4	4	5/8"UNC	188,3	450	58,5	KLV58012	KGBV557110
100	4"	150	102	325	150	124	182	33,2	F10	30/18	296	235	157,2	1,6	20	190,5	8	5/8"UNC	208,3	450	109	KLV58012	KGBV557120

MAGNUM SPLIT WAFER 3 WAY 4 SEALS
PN 16-40 ANSI 150

SCHEMA SFERA A "L" *PLAN FOR "L" PORT*

N.B.: Con attuatore **SR NORMALMENTE CHIUSO** la posizione di riposo della sfera deve essere la "**A**".
Con attuatore **SR NORMALMENTE APERTO** la posizione di riposo della sfera deve essere la "**B**".

*N.B.: "**A**" must be the rest position of the ball with **SR FAIL CLOSE** actuator.*
*"**B**" must be the rest position of the ball with **SR FAIL OPEN** actuator.*

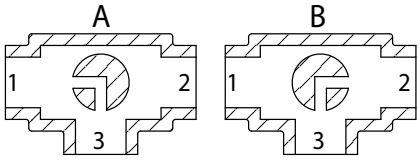

Vista da sopra *View from above*

SCHEMA SFERA A "T" *PLAN FOR "T" PORT*

Con l'attuatore sono possibili solo due posizioni con rotazione di 90°: la configurazione della sfera deve essere sempre comunicata al nostro ufficio commerciale.

N.B.: Con attuatore **SR NORMALMENTE CHIUSO** scegliere la posizione di riposo della sfera; alimentando, l'attuatore ruota in senso antiorario.
Con attuatore **SR NORMALMENTE APERTO** scegliere la posizione di riposo della sfera; alimentando, l'attuatore ruota in senso orario.

With actuator 2 positions with 90° rotation are possible only: the configuration of the ball must always be communicated at our sales department.

*N.B.: Choose the rest position of the ball with **SR FAIL CLOSE** actuator; whenever supplied with air, actuator turns in an anticlockwise direction.*
*Choose the rest position of the ball with **SR FAIL OPEN** actuator; whenever supplied with air, actuator turns in a clockwise direction.*

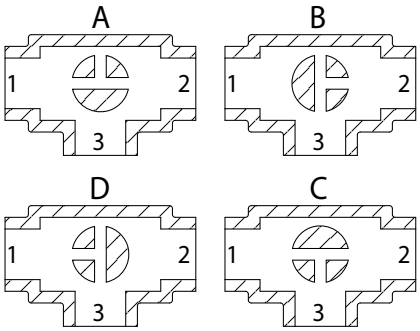

Vista da sopra *View from above*

DIAGRAMMA PORTATA/PERDITA DI CARICO E COEFFICIENTE NOMINALE Kv
FLOW/PRESSURE LOSS DIAGRAM AND Kv NOMINAL COEFFICIENT

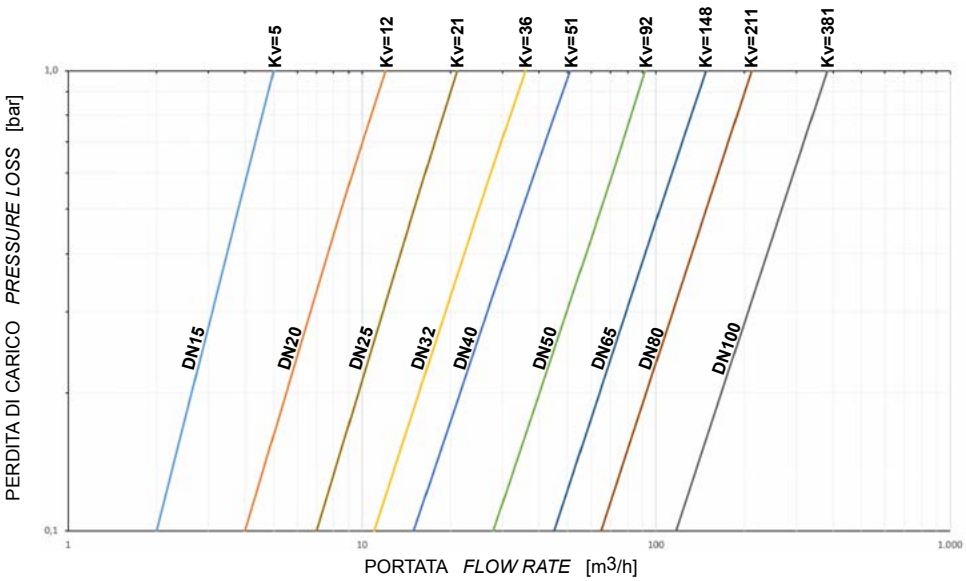

Il valore Kv è il valore di portata in m^3/h (con acqua a 15°C) che provoca la caduta di pressione di 1 bar.

Kv is the coefficient, expressed in m^3/h (with water at 15°C) causing a pressure loss of 1 bar.

Il dimensionamento degli attuatori pneumatici è stato fatto considerando una pressione minima di alimentazione pari a 5,6 barg.
Qualora si intercettino fluidi sgrassanti e/o contenenti particolato solido le coppie di manovra possono risultare maggiorate rispetto a quanto previsto.

The sizing of pneumatic actuators has been done considering a minimum supply pressure of 5,6 barg.
In case of not lubricated fluids and/or fluids containing solid particles, torques could be higher than the ones indicated.

MAGNUM SPLIT WAFER 3 WAY 4 SEALS PN 16-40 ANSI 150

ACCIAIO AL CARBONIO *CARBON STEEL*

ESECUZIONE STANDARD

- Sfera flottante, passaggio totale.
- Tenuta soft seat PTFE Modificato.
- Norme per flange d'attacco: EN1092-1, ASME B16.5.
- Classi di pressione : ANSI 150; PN16-40.
- Classe di tenuta: EN12266-1 rate A.
- Temperatura di utilizzo: -20°C +150°C.
- Fluido intercettato: aria, acqua, gas, prodotti petroliferi e petrolchimici, fluidi aggressivi.
- Antistatic device EN12266-2.
- Tenuta stelo: pacco a V di serie in PTFE Modificato.
- Tenuta addizionale su stelo con O-ring FKM.
- Stelo anti Blow-out.
- Foratura piano per attuatore a norma ISO 5211.

STANDARD FEATURES

- *Floating ball, full bore.*
- *Soft-seat seal Modified PTFE.*
- *Standard for connecting flanges: EN1092-1, ASME B16.5 .*
- *Pressure Class : ANSI 150; PN16-40.*
- *Tightness Class: EN12266-1 rate A.*
- *Working temperature: -20°C +150°C.*
- *Intercepted fluid: air, water, gas, petroleum and petrochemical products, aggressive fluids.*
- *Antistatic device EN12266-2.*
- *Stem seal: Modified PTFE V-pack.*
- *Additional seal on stem with FKM O-ring.*
- *Anti Blow-out stem.*
- *Actuator connection as per standard ISO 5211.*

ESECUZIONI A RICHIESTA

- Esecuzione per temperatura -40°C in A350 LF2.
- Per altri tipi di flangiatura contattare il nostro ufficio commerciale.
- Guarnizioni di tenuta in: PTFE caricato vetro (PTFE-GF), PTFE caricato carbografite (PTFE-CF). Per altri tipi di materiale contattare il nostro ufficio commerciale.
- Leva, Dadi e molle stelo inox.
- Per esecuzioni con materiali (corpo/sfera/stelo) diversi dallo standard contattare il nostro ufficio commerciale.
- Trattamento superficiale: zincatura bianca, verniciatura epossidica (per altri trattamenti contattare il nostro ufficio commerciale).
- Marcatura e certificato ATEX **A RICHIESTA**.

EXECUTION ON REQUEST

- *LF2 carbon steel for low temperature execution (-40°C).*
- *For other flange types please contact our sales department.*
- *Sealing in: PTFE reinforced with glass (PTFE-GF), PTFE reinforced with carbon-graphite (PTFE-CF). For other types of materials please contact our sales department.*
- *Stainless steel lever.*
- *Stainless steel stem nuts and springs.*
- *For versions with materials (body/ball/stem) different from the standard please contact our sales department.*
- *Surface treatment: white zinc coating, epoxy coating. For other coating please contact our sales department.*
- *Marking and certificate ATEX **ON REQUEST.***

CERTIFICAZIONI

- Conforme alla direttiva Europea 2014/68/UE PED; Fugitive Emission ISO 15848 (ISO FE BH-C03-SSA 0); Ta-Luft VDI: 2440.
- Livello di sicurezza funzionale fino a SIL 3 in accordo a IEC 61508.
- Conforme alla direttiva ATEX 2014/34/UE, certificato ATEX **A RICHIESTA.**

CERTIFICATIONS

- *In compliance with European Directive 2014/68/EU PED; Fugitive Emission ISO 15848 (ISO FE BH-C03-SSA 0); Ta-Luft VDI: 2440.*
- *Safety integrity level up to SIL 3 according to the IEC 61508.*
- *In compliance with ATEX 2014/34/EU Directive , ATEX certificate **ON REQUEST.***

NORME DI PROGETTAZIONE

- Spessori corpo in accordo a ASME B16.34, ASME VIII div.1, EN12516.
- Materiali e rating in accordo ad ASME B16.34 per valvole ANSI ed EN12516 per valvole PN.

ENGINEERING STANDARDS

- *Body thickness in compliance with: ASME B16.34, ASME VIII div.1, EN12516.*
- *Materials and rating in compliance with ASME B16.34 for ANSI valves and EN12516 for PN valves.*

MAGNUM SPLIT WAFER 3 WAY 4 SEALS - PN 16-40 ANSI 150
ACCIAIO AL CARBONIO *CARBON STEEL*
TABELLA DEI MATERIALI *MATERIALS TABLE*

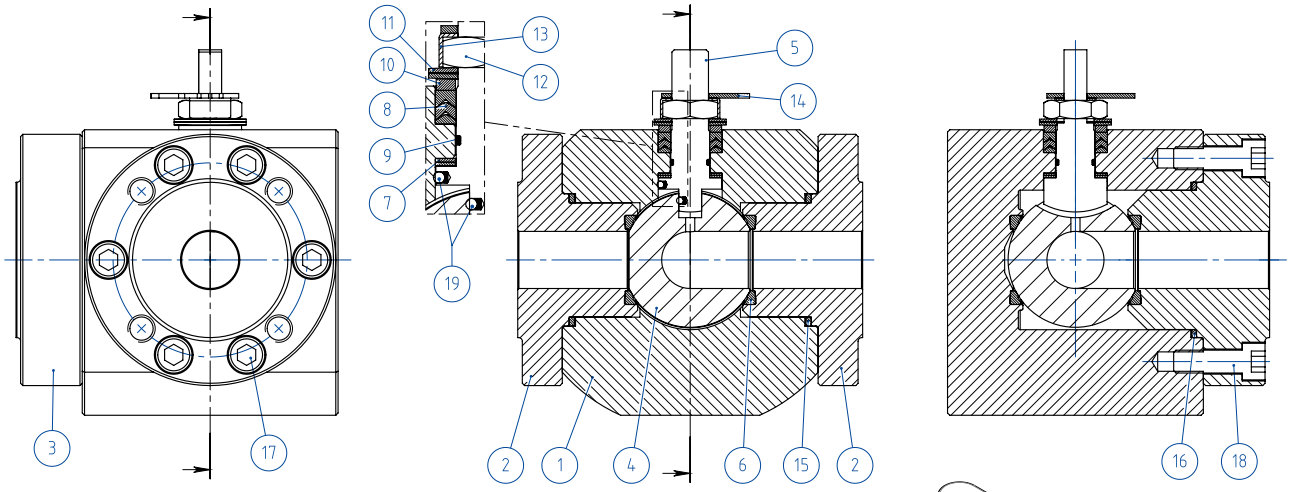

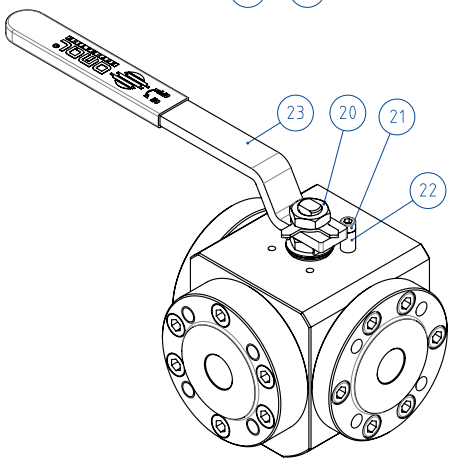

A RICHIESTA DISPONIBILE IN: *AVAILABLE ON REQUEST:*

(x) : 304 s.s.
(xx) : 301 s.s.

MATERIALI *MATERIALS* - SPLIT WAFER PN16-40 ANSI 150			
N°	**Descrizione *Description***	**A105 *Carbon steel***	**A350 LF2 *Carbon steel***
1	Corpo *Body*	ASTM A105	ASTM A350 LF2
2	Ghiera *Ring nut*		
3	Ghiera side entry *Side entry ring nut*		
4	Sfera *Ball*	ASTM A351 CF8M	
5	Stelo *Stem*	A564 TP.630 (17-4PH)	
6*	Seggio *Seat*	PTFE Modificato *Modified PTFE*	
7*	Tenuta inferiore stelo *Stem lower sealing*	PTFE Modificato *Modified PTFE*	
8*	Pacco a V *Chavron ring*	PTFE Modificato *Modified PTFE*	
9*	O-ring stelo *Stem o-ring*	FKM	
10	Anello premi guarnizione *Packing gland ring*	Acciaio al carbonio zincato *Carbon steel galvanized* (x)	
11	Molle stelo *Stem springs*	Acciaio al carbonio zincato *Carbon steel galvanized* (xx)	
12	Dado stelo *Stem nut*	Acciaio al carbonio zincato *Carbon steel galvanized* (x)	
13	Piastra blocca dado *Stop nut plate*	304 S.S.	
14	Indicatore *Indicator*	304 S.S.	
15*	Guarnizione corpo ghiera *Body ring nut gasket*	GRAFOIL	
16*	Guarnizione corpo ghiera side entry *Body side entry ring nut gasket*	GRAFOIL	
17	Viti corpo ghiera *Body ring nut screw*	8.8 zincate - *galvanized*	A2-70 (304 S.S.)
18	Viti corpo ghiera side entry *Body-side entring ring nut screw*		
19	Dispositivo antistatico *Antistatic device*	316 S.S.	
20	Controdado *Lock nut*	Acciaio al carbonio zincato *Carbon steel galvanized* (x)	
21	Vite di fermo *Holder screw*	A2-70 (304 S.S.)	
22	Fermo di posizione *Holder screw*	Acciaio al carbonio zincato *Carbon steel galvanized* (x)	
23	Leva *Lever*	Fe37 zincato - *galvanized* (x)	
* Componenti del kit di guarnizioni *Components of seals kit*			

MAGNUM SPLIT WAFER 3 WAY 4 SEALS - PN 16-40 ANSI 150
ACCIAIO AL CARBONIO *CARBON STEEL*
ASSE LIBERO E CON LEVA - SFERA A "L" e "T" *FREE SHAFT AND WITH LEVER - "L" and "T" BALL*

CODICI VALVOLE IN ACCIAIO AL CARBONIO ASSE LIBERO (V__) E CON LEVA (L__) - SFERA A "L"
CARBON STEEL BARE SHAFT (V__) AND LEVER (L__) OPERATED VALVE CODE - "L" BALL

	MISURA *SIZE* DN [mm]	[inch]	PN/ANSI	A105 *Carbon steel*	LF2 *Carbon steel*
PN	DN 15	1/2"	PN 16-40	V/LM504F00CAA0ABQNV00B	V/LM504F00CBA0AAQNV00B
PN	DN 20	3/4"	PN 16-40	V/LM505F00CAA0ABQNV00B	V/LM505F00CBA0AAQNV00B
PN	DN 25	1"	PN 16-40	V/LM506F00CAA0ABQNV00B	V/LM506F00CBA0AAQNV00B
PN	DN 32	1" 1/4	PN 16-40	V/LM507F00CAA0ABQNV00B	V/LM507F00CBA0AAQNV00B
PN	DN 40	1" 1/2	PN 16-40	V/LM508F00CAA0ABQNV00B	V/LM508F00CBA0AAQNV00B
PN	DN 50	2"	PN 16-40	V/LM509F00CAA0ABQNV00B	V/LM509F00CBA0AAQNV00B
PN	DN 65	2" 1/2	PN 16	V/LM510E00CAA0ABQNV00B	V/LM510E00CBA0AAQNV00B
PN	DN 80	3"	PN 16	V/LM511E00CAA0ABQNV00B	V/LM511E00CBA0AAQNV00B
PN	DN 100	4"	PN 16	V/LM512E00CAA0ABQNV00B	V/LM512E00CBA0AAQNV00B
ANSI	DN 15	1/2"	ANSI 150	V/LM504101CAA0ABQNV00B	V/LM504101CBA0AAQNV00B
ANSI	DN 20	3/4"	ANSI 150	V/LM505101CAA0ABQNV00B	V/LM505101CBA0AAQNV00B
ANSI	DN 25	1"	ANSI 150	V/LM506101CAA0ABQNV00B	V/LM506101CBA0AAQNV00B
ANSI	DN 32	1" 1/4	ANSI 150	V/LM507101CAA0ABQNV00B	V/LM507101CBA0AAQNV00B
ANSI	DN 40	1" 1/2	ANSI 150	V/LM508101CAA0ABQNV00B	V/LM508101CBA0AAQNV00B
ANSI	DN 50	2"	ANSI 150	V/LM509101CAA0ABQNV00B	V/LM509101CBA0AAQNV00B
ANSI	DN 65	2" 1/2	ANSI 150	V/LM510101CAA0ABQNV00B	V/LM510101CBA0AAQNV00B
ANSI	DN 80	3"	ANSI 150	V/LM511101CAA0ABQNV00B	V/LM511101CBA0AAQNV00B
ANSI	DN 100	4"	ANSI 150	V/LM512101CAA0ABQNV00B	V/LM512101CBA0AAQNV00B

CODICI VALVOLE IN ACCIAIO AL CARBONIO ASSE LIBERO (V__) E CON LEVA (L__) - SFERA A "T"
CARBON STEEL BARE SHAFT (V__) AND LEVER (L__) OPERATED VALVE CODE - "T" BALL

	MISURA *SIZE* DN [mm]	[inch]	PN/ANSI	A105 *Carbon steel*	LF2 *Carbon steel*
PN	DN 15	1/2"	PN 16-40	V/LM604F00CAA0ABQNV00B	V/LM604F00CBA0AAQNV00B
PN	DN 20	3/4"	PN 16-40	V/LM605F00CAA0ABQNV00B	V/LM605F00CBA0AAQNV00B
PN	DN 25	1"	PN 16-40	V/LM606F00CAA0ABQNV00B	V/LM606F00CBA0AAQNV00B
PN	DN 32	1" 1/4	PN 16-40	V/LM607F00CAA0ABQNV00B	V/LM607F00CBA0AAQNV00B
PN	DN 40	1" 1/2	PN 16-40	V/LM608F00CAA0ABQNV00B	V/LM608F00CBA0AAQNV00B
PN	DN 50	2"	PN 16-40	V/LM609F00CAA0ABQNV00B	V/LM609F00CBA0AAQNV00B
PN	DN 65	2" 1/2	PN 16	V/LM610E00CAA0ABQNV00B	V/LM610E00CBA0AAQNV00B
PN	DN 80	3"	PN 16	V/LM611E00CAA0ABQNV00B	V/LM611E00CBA0AAQNV00B
PN	DN 100	4"	PN 16	V/LM612E00CAA0ABQNV00B	V/LM612E00CBA0AAQNV00B
ANSI	DN 15	1/2"	ANSI 150	V/LM604101CAA0ABQNV00B	V/LM604101CBA0AAQNV00B
ANSI	DN 20	3/4"	ANSI 150	V/LM605101CAA0ABQNV00B	V/LM605101CBA0AAQNV00B
ANSI	DN 25	1"	ANSI 150	V/LM606101CAA0ABQNV00B	V/LM606101CBA0AAQNV00B
ANSI	DN 32	1" 1/4	ANSI 150	V/LM607101CAA0ABQNV00B	V/LM607101CBA0AAQNV00B
ANSI	DN 40	1" 1/2	ANSI 150	V/LM608101CAA0ABQNV00B	V/LM608101CBA0AAQNV00B
ANSI	DN 50	2"	ANSI 150	V/LM609101CAA0ABQNV00B	V/LM609101CBA0AAQNV00B
ANSI	DN 65	2" 1/2	ANSI 150	V/LM610101CAA0ABQNV00B	V/LM610101CBA0AAQNV00B
ANSI	DN 80	3"	ANSI 150	V/LM611101CAA0ABQNV00B	V/LM611101CBA0AAQNV00B
ANSI	DN 100	4"	ANSI 150	V/LM612101CAA0ABQNV00B	V/LM612101CBA0AAQNV00B

MAGNUM SPLIT WAFER 3 WAY 4 SEALS - PN 16-40
ACCIAIO AL CARBONIO *CARBON STEEL*
CON ATTUATORE PNEUMATICO DA *WITH DA PNEUMATIC ACTUATOR*

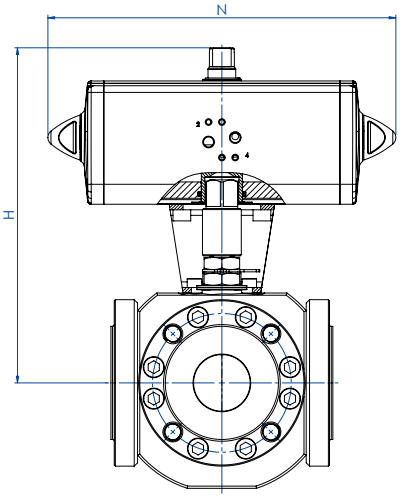

CODICI ARTICOLI IN A105 ACCIAIO AL CARBONIO *ITEM CODES IN A105 CARBON STEEL*

MISURA *SIZE* DN [mm]	[inch]	PN	CODICE ARTICOLO -SFERA A "L"- *ITEM CODE -"L" BALL-*	CODICE ARTICOLO -SFERA A "T"- *ITEM CODE -"T" BALL-*	ATTUATORE *ACTUATOR*	KIT di montaggio *Mounting KIT*	N [mm]	H [mm]	Kg
DN 15	1/2"	16-40	DM504F00CAA0ABQNV00BAFEA0	DM604F00CAA0ABQNV00BAFEA0	DAN0060412S	KCNACHD5378	198,0	180,4	8,9
DN 20	3/4"	16-40	DM505F00CAA0ABQNV00BAFGA0	DM605F00CAA0ABQNV00BAFGA0	DAN0106411S	KCNBCHD5265	237,0	211,3	13,8
DN 25	1"	16-40	DM506F00CAA0ABQNV00BAFGA0	DM606F00CAA0ABQNV00BAFGA0	DAN0106411S	KCNCCHD5317	237,0	220,3	18,5
DN 32	1" 1/4	16-40	DM507F00CAA0ABQNV00BAFHA0	DM607F00CAA0ABQNV00BAFHA0	DAN0120411S	KCNCCHD5317	244,1	227,0	24,2
DN 40	1" 1/2	16-40	DM508F00CAA0ABQNV00BAFIA0	DM608F00CAA0ABQNV00BAFIA0	DAN0180411S	KCNDDHD5319	289,9	269,5	31,8
DN 50	2"	16-40	DM509F00CAA0ABQNV00BAFKA0	DM609F00CAA0ABQNV00BAFKA0	DAN0360411S	KCNDDHD5319	339,3	155,0	40,0
DN 65	2" 1/2	16	DM510E00CAA0ABQNV00BAFKA0	DM610E00CAA0ABQNV00BAFKA0	DAN0360411S	KCNEEHD5379	339,3	321,0	55,9
DN 80	3"	16	DM511E00CAA0ABQNV00BAFLA0	DM611E00CAA0ABQNV00BAFLA0	DAN0480411S	KCNEFHD5322	387,6	305,9	70,1
DN 100	4"	16	DM512E00CAA0ABQNV00BAFNA0	DM612E00CAA0ABQNV00BAFNA0	DAN0960411S	KCNEFHD5380	479,3	402,0	129,6

CODICI ARTICOLI IN LF2 ACCIAIO AL CARBONIO *ITEM CODES IN LF2 CARBON STEEL*

MISURA *SIZE* DN [mm]	[inch]	PN	CODICE ARTICOLO -SFERA A "L"- *ITEM CODE -"L" BALL-*	CODICE ARTICOLO -SFERA A "T"- *ITEM CODE -"T" BALL-*	ATTUATORE *ACTUATOR*	KIT di montaggio *Mounting KIT*	N [mm]	H [mm]	Kg
DN 15	1/2"	16-40	DM504F00CBA0AAQNV00BAFEA0	DM604F00CBA0AAQNV00BAFEA0	DAN0060412S	KCNACHD5378	198,0	180,4	8,9
DN 20	3/4"	16-40	DM505F00CBA0AAQNV00BAFGA0	DM605F00CBA0AAQNV00BAFGA0	DAN0106411S	KCNBCHD5265	237,0	211,3	13,8
DN 25	1"	16-40	DM506F00CBA0AAQNV00BAFGA0	DM606F00CBA0AAQNV00BAFGA0	DAN0106411S	KCNCCHD5317	237,0	220,3	18,5
DN 32	1" 1/4	16-40	DM507F00CBA0AAQNV00BAFHA0	DM607F00CBA0AAQNV00BAFHA0	DAN0120411S	KCNCCHD5317	244,1	227,0	24,2
DN 40	1" 1/2	16-40	DM508F00CBA0AAQNV00BAFIA0	DM608F00CBA0AAQNV00BAFIA0	DAN0180411S	KCNDDHD5319	289,9	269,5	31,8
DN 50	2"	16-40	DM509F00CBA0AAQNV00BAFKA0	DM609F00CBA0AAQNV00BAFKA0	DAN0360411S	KCNDDHD5319	339,3	155,0	40,0
DN 65	2" 1/2	16	DM510E00CBA0AAQNV00BAFKA0	DM610E00CBA0AAQNV00BAFKA0	DAN0360411S	KCNEEHD5379	339,3	321,0	55,9
DN 80	3"	16	DM511E00CBA0AAQNV00BAFLA0	DM611E00CBA0AAQNV00BAFLA0	DAN0480411S	KCNEFHD5322	387,6	305,9	70,1
DN 100	4"	16	DM512E00CBA0AAQNV00BAFNA0	DM612E00CBA0AAQNV00BAFNA0	DAN0960411S	KCNEFHD5380	479,3	402,0	129,6

MAGNUM SPLIT WAFER 3 WAY 4 SEALS - ANSI 150
ACCIAIO AL CARBONIO *CARBON STEEL*
CON ATTUATORE PNEUMATICO DA *WITH DA PNEUMATIC ACTUATOR*

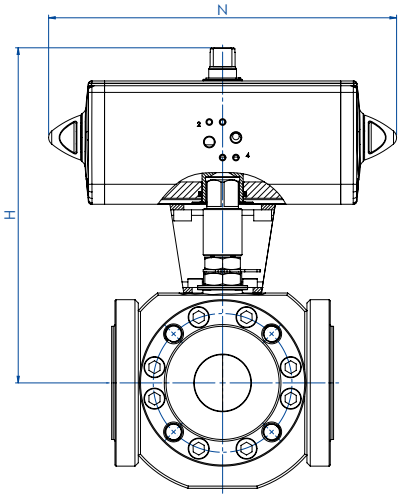

CODICI ARTICOLI IN A105 ACCIAIO AL CARBONIO *ITEM CODES IN A105 CARBON STEEL*

MISURA *SIZE* DN [mm]	[inch]	ANSI	CODICE ARTICOLO -SFERA A "L"- *ITEM CODE -"L" BALL-*	CODICE ARTICOLO -SFERA A "T"- *ITEM CODE -"T" BALL-*	ATTUATORE *ACTUATOR*	KIT di montaggio *Mounting KIT*	N [mm]	H [mm]	Kg
DN 15	1/2"	150	DM504101CAA0ABQNV00BAFEA0	DM604101CAA0ABQNV00BAFEA0	DAN0060412S	KCNACHD5378	198,0	180,4	8,9
DN 20	3/4"	150	DM505101CAA0ABQNV00BAFGA0	DM605101CAA0ABQNV00BAFGA0	DAN0106411S	KCNBCHD5265	237,0	211,3	13,7
DN 25	1"	150	DM506101CAA0ABQNV00BAFGA0	DM606101CAA0ABQNV00BAFGA0	DAN0106411S	KCNCCHD5317	237,0	220,3	18,5
DN 32	1" 1/4	150	DM507101CAA0ABQNV00BAFHA0	DM607101CAA0ABQNV00BAFHA0	DAN0120411S	KCNCCHD5317	244,1	227,0	24,7
DN 40	1" 1/2	150	DM508101CAA0ABQNV00BAFIA0	DM608101CAA0ABQNV00BAFIA0	DAN0180411S	KCNDDHD5319	289,9	269,5	32,1
DN 50	2"	150	DM509101CAA0ABQNV00BAFKA0	DM609101CAA0ABQNV00BAFKA0	DAN0360411S	KCNDDHD5319	339,3	155,0	40,2
DN 65	2" 1/2	150	DM510101CAA0ABQNV00BAFKA0	DM610101CAA0ABQNV00BAFKA0	DAN0360411S	KCNEEHD5379	339,3	321,0	54,9
DN 80	3"	150	DM511101CAA0ABQNV00BAFLA0	DM611101CAA0ABQNV00BAFLA0	DAN0480411S	KCNEFHD5322	387,6	305,9	70,7
DN 100	4"	150	DM512101CAA0ABQNV00BAFNA0	DM612101CAA0ABQNV00BAFNA0	DAN0960411S	KCNEFHD5380	479,3	402,0	129,6

CODICI ARTICOLI IN LF2 ACCIAIO AL CARBONIO *ITEM CODES IN LF2 CARBON STEEL*

MISURA *SIZE* DN [mm]	[inch]	ANSI	CODICE ARTICOLO -SFERA A "L"- *ITEM CODE -"L" BALL-*	CODICE ARTICOLO -SFERA A "T"- *ITEM CODE -"T" BALL-*	ATTUATORE *ACTUATOR*	KIT di montaggio *Mounting KIT*	N [mm]	H [mm]	Kg
DN 15	1/2"	150	DM504101CBA0AAQNV00BAFEA0	DM604101CBA0AAQNV00BAFEA0	DAN0060412S	KCNACHD5378	198,0	180,4	8,9
DN 20	3/4"	150	DM505101CBA0AAQNV00BAFGA0	DM605101CBA0AAQNV00BAFGA0	DAN0106411S	KCNBCHD5265	237,0	211,3	13,7
DN 25	1"	150	DM506101CBA0AAQNV00BAFGA0	DM606101CBA0AAQNV00BAFGA0	DAN0106411S	KCNCCHD5317	237,0	220,3	18,5
DN 32	1" 1/4	150	DM507101CBA0AAQNV00BAFHA0	DM607101CBA0AAQNV00BAFHA0	DAN0120411S	KCNCCHD5317	244,1	227,0	24,7
DN 40	1" 1/2	150	DM508101CBA0AAQNV00BAFIA0	DM608101CBA0AAQNV00BAFIA0	DAN0180411S	KCNDDHD5319	289,9	269,5	32,1
DN 50	2"	150	DM509101CBA0AAQNV00BAFKA0	DM609101CBA0AAQNV00BAFKA0	DAN0360411S	KCNDDHD5319	339,3	155,0	40,2
DN 65	2" 1/2	150	DM510101CBA0AAQNV00BAFKA0	DM610101CBA0AAQNV00BAFKA0	DAN0360411S	KCNEEHD5379	339,3	321,0	54,9
DN 80	3"	150	DM511101CBA0AAQNV00BAFLA0	DM611101CBA0AAQNV00BAFLA0	DAN0480411S	KCNEFHD5322	387,6	305,9	70,7
DN 100	4"	150	DM512101CBA0AAQNV00BAFNA0	DM612101CBA0AAQNV00BAFNA0	DAN0960411S	KCNEFHD5380	479,3	402,0	129,6

MAGNUM SPLIT WAFER 3 WAY 4 SEALS - PN 16-40
ACCIAIO AL CARBONIO *CARBON STEEL*
CON ATTUATORE PNEUMATICO SR *WITH SR PNEUMATIC ACTUATOR*

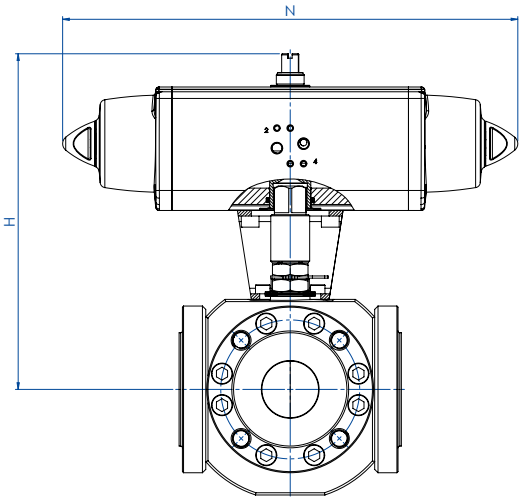

CODICI ARTICOLI IN A105 ACCIAIO AL CARBONIO *ITEM CODES IN A105 CARBON STEEL*

MISURA *SIZE* DN [mm]	[inch]	PN	CODICE ARTICOLO -SFERA A "L"- *ITEM CODE -"L" BALL-*	CODICE ARTICOLO -SFERA A "T"- *ITEM CODE -"T" BALL-*	ATTUATORE *ACTUATOR*	KIT di montaggio *Mounting KIT*	N [mm]	H [mm]	Kg
DN 15	1/2"	16-40	SM504F00CAA0ABQNV00BAFHA0	SM604F00CAA0ABQNV00BAFHA0	SRN0060401S	KCNACHD5381	338,5	197,0	10,7
DN 20	3/4"	16-40	SM505F00CAA0ABQNV00BAFIA0	SM605F00CAA0ABQNV00BAFIA0	SRN0090401S	KCNBDHD5382	393,7	245,5	17,4
DN 25	1"	16-40	SM506F00CAA0ABQNV00BAFIA0	SM606F00CAA0ABQNV00BAFIA0	SRN0090401S	KCNCDHD5329	393,7	254,5	22,2
DN 32	1" 1/4	16-40	SM507F00CAA0ABQNV00BAFJA0	SM607F00CAA0ABQNV00BAFJA0	SRN0120401S	KCNCDHD5329	409,6	261,1	28,7
DN 40	1" 1/2	16-40	SM508F00CAA0ABQNV00BAFKA0	SM608F00CAA0ABQNV00BAFKA0	SRN0180401S	KCNDDHD5383	474,0	280,0	36,1
DN 50	2"	16-40	SM509F00CAA0ABQNV00BAFMA0	SM609F00CAA0ABQNV00BAFMA0	SRN0360401S	KCNDEHD5330	613,0	339,0	50,7
DN 65	2" 1/2	16	SM510E00CAA0ABQNV00BAFMA0	SM610E00CAA0ABQNV00BAFMA0	SRN0360401S	KCNEFHD5322	613,0	351,0	66,7
DN 80	3"	16	SM511E00CAA0ABQNV00BAFNA0	SM611E00CAA0ABQNV00BAFNA0	SRN0480401S	KCNEFHD5392	648,2	339,0	83,7
DN 100	4"	16	SM512E00CAA0ABQNV00BAFRA0	SM612E00CAA0ABQNV00BAFRA0	SRN0960401S	KCNEGHD5384	828,0	441,7	155,2

CODICI ARTICOLI IN LF2 ACCIAIO AL CARBONIO *ITEM CODES IN LF2 CARBON STEEL*

MISURA *SIZE* DN [mm]	[inch]	PN	CODICE ARTICOLO -SFERA A "L"- *ITEM CODE -"L" BALL-*	CODICE ARTICOLO -SFERA A "T"- *ITEM CODE -"T" BALL-*	ATTUATORE *ACTUATOR*	KIT di montaggio *Mounting KIT*	N [mm]	H [mm]	Kg
DN 15	1/2"	16-40	SM504F00CBA0AAQNV00BAFHA0	SM604F00CBA0AAQNV00BAFHA0	SRN0060401S	KCNACHD5381	338,5	197,0	10,7
DN 20	3/4"	16-40	SM505F00CBA0AAQNV00BAFIA0	SM605F00CBA0AAQNV00BAFIA0	SRN0090401S	KCNBDHD5382	393,7	245,5	17,4
DN 25	1"	16-40	SM506F00CBA0AAQNV00BAFIA0	SM606F00CBA0AAQNV00BAFIA0	SRN0090401S	KCNCDHD5329	393,7	254,5	22,2
DN 32	1" 1/4	16-40	SM507F00CBA0AAQNV00BAFJA0	SM607F00CBA0AAQNV00BAFJA0	SRN0120401S	KCNCDHD5329	409,6	261,1	28,7
DN 40	1" 1/2	16-40	SM508F00CBA0AAQNV00BAFKA0	SM608F00CBA0AAQNV00BAFKA0	SRN0180401S	KCNDDHD5383	474,0	280,0	36,1
DN 50	2"	16-40	SM509F00CBA0AAQNV00BAFMA0	SM609F00CBA0AAQNV00BAFMA0	SRN0360401S	KCNDEHD5330	613,0	339,0	50,7
DN 65	2" 1/2	16	SM510E00CBA0AAQNV00BAFMA0	SM610E00CBA0AAQNV00BAFMA0	SRN0360401S	KCNEFHD5322	613,0	351,0	66,7
DN 80	3"	16	SM511E00CBA0AAQNV00BAFNA0	SM611E00CBA0AAQNV00BAFNA0	SRN0480401S	KCNEFHD5392	648,2	339,0	83,7
DN 100	4"	16	SM512E00CBA0AAQNV00BAFRA0	SM612E00CBA0AAQNV00BAFRA0	SRN0960401S	KCNEGHD5384	828,0	441,7	155,2

MAGNUM SPLIT WAFER 3 WAY 4 SEALS - ANSI 150
ACCIAIO AL CARBONIO *CARBON STEEL*
CON ATTUATORE PNEUMATICO SR *WITH SR PNEUMATIC ACTUATOR*

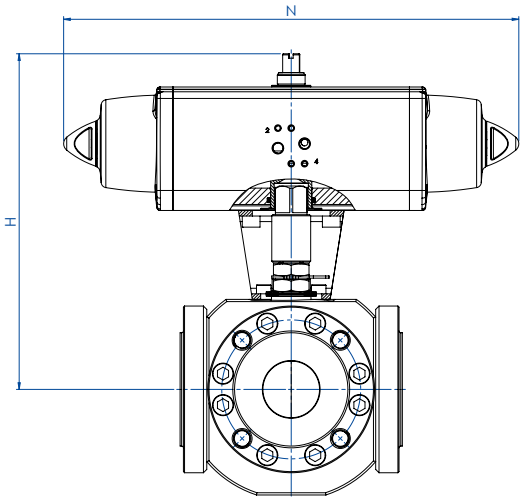

CODICI ARTICOLI IN A105 ACCIAIO AL CARBONIO *ITEM CODES IN A105 CARBON STEEL*

MISURA *SIZE* DN [mm]	[inch]	ANSI	CODICE ARTICOLO -SFERA A "L"- *ITEM CODE -"L" BALL-*	CODICE ARTICOLO -SFERA A "T"- *ITEM CODE -"T" BALL-*	ATTUATORE *ACTUATOR*	KIT di montaggio *Mounting KIT*	N [mm]	H [mm]	Kg
DN 15	1/2"	150	SM504101CAA0ABQNV00BAFHA0	SM604101CAA0ABQNV00BAFHA0	SRN0060401S	KCNACHD5381	338,5	197,0	10,7
DN 20	3/4"	150	SM505101CAA0ABQNV00BAFIA0	SM605101CAA0ABQNV00BAFIA0	SRN0090401S	KCNBDHD5382	393,7	245,5	17,3
DN 25	1"	150	SM506101CAA0ABQNV00BAFIA0	SM606101CAA0ABQNV00BAFIA0	SRN0090401S	KCNCDHD5329	393,7	254,5	22,2
DN 32	1" 1/4	150	SM507101CAA0ABQNV00BAFJA0	SM607101CAA0ABQNV00BAFJA0	SRN0120401S	KCNCDHD5329	409,6	261,1	29,2
DN 40	1" 1/2	150	SM508101CAA0ABQNV00BAFKA0	SM608101CAA0ABQNV00BAFKA0	SRN0180401S	KCNDDHD5383	474,0	280,0	36,4
DN 50	2"	150	SM509101CAA0ABQNV00BAFMA0	SM609101CAA0ABQNV00BAFMA0	SRN0360401S	KCNDEHD5330	613,0	339,0	50,9
DN 65	2" 1/2	150	SM510101CAA0ABQNV00BAFMA0	SM610101CAA0ABQNV00BAFMA0	SRN0360401S	KCNEFHD5322	613,0	351,0	65,7
DN 80	3"	150	SM511101CAA0ABQNV00BAFNA0	SM611101CAA0ABQNV00BAFNA0	SRN0480401S	KCNEFHD5392	648,2	339,0	84,3
DN 100	4"	150	SM512101CAA0ABQNV00BAFRA0	SM612101CAA0ABQNV00BAFRA0	SRN0960401S	KCNEGHD5384	828,0	441,7	155,2

CODICI ARTICOLI IN LF2 ACCIAIO AL CARBONIO *ITEM CODES IN LF2 CARBON STEEL*

MISURA *SIZE* DN [mm]	[inch]	ANSI	CODICE ARTICOLO -SFERA A "L"- *ITEM CODE -"L" BALL-*	CODICE ARTICOLO -SFERA A "T"- *ITEM CODE -"T" BALL-*	ATTUATORE *ACTUATOR*	KIT di montaggio *Mounting KIT*	N [mm]	H [mm]	Kg
DN 15	1/2"	150	SM504101CBA0AAQNV00BAFHA0	SM604101CBA0AAQNV00BAFHA0	SRN0060401S	KCNACHD5381	338,5	197,0	10,7
DN 20	3/4"	150	SM505101CBA0AAQNV00BAFIA0	SM605101CBA0AAQNV00BAFIA0	SRN0090401S	KCNBDHD5382	393,7	245,5	17,3
DN 25	1"	150	SM506101CBA0AAQNV00BAFIA0	SM606101CBA0AAQNV00BAFIA0	SRN0090401S	KCNCDHD5329	393,7	254,5	22,2
DN 32	1" 1/4	150	SM507101CBA0AAQNV00BAFJA0	SM607101CBA0AAQNV00BAFJA0	SRN0120401S	KCNCDHD5329	409,6	261,1	29,2
DN 40	1" 1/2	150	SM508101CBA0AAQNV00BAFKA0	SM608101CBA0AAQNV00BAFKA0	SRN0180401S	KCNDDHD5383	474,0	280,0	36,4
DN 50	2"	150	SM509101CBA0AAQNV00BAFMA0	SM609101CBA0AAQNV00BAFMA0	SRN0360401S	KCNDEHD5330	613,0	339,0	50,9
DN 65	2" 1/2	150	SM510101CBA0AAQNV00BAFMA0	SM610101CBA0AAQNV00BAFMA0	SRN0360401S	KCNEFHD5322	613,0	351,0	65,7
DN 80	3"	150	SM511101CBA0AAQNV00BAFNA0	SM611101CBA0AAQNV00BAFNA0	SRN0480401S	KCNEFHD5392	648,2	339,0	84,3
DN 100	4"	150	SM512101CBA0AAQNV00BAFRA0	SM612101CBA0AAQNV00BAFRA0	SRN0960401S	KCNEGHD5384	828,0	441,7	155,2

A richiesta, articoli disponibili anche con attuatore elettrico:
On request, items available also with electric actuator:

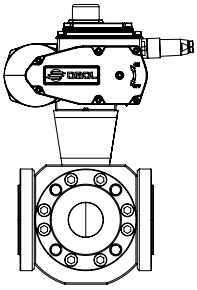

MAGNUM SPLIT WAFER 3 WAY 4 SEALS PN 16-40 ANSI 150
ACCIAIO INOX *STAINLESS STEEL*

ESECUZIONE STANDARD
- Sfera flottante, passaggio totale.
- Tenuta soft seat PTFE Modificato.
- Norme per flange d'attacco: EN1092-1, ASME B16.5.
- Classi di pressione : ansi 150; PN16-40.
- Classe di tenuta: EN12266-1 rate A.
- Temperatura di utilizzo: -40°C +150°C.
- Fluido intercettato: aria, acqua, gas, prodotti petroliferi e petrolchimici, fluidi aggressivi.
- Antistatic device EN12266-2.
- Tenuta stelo: pacco a V di serie in PTFE Modificato.
- Tenuta addizionale su stelo con O-ring FKM.
- Stelo anti Blow-out.
- Foratura piano per attuatore a norma ISO 5211.

STANDARD FEATURES
- *Floating ball, full bore.*
- *Soft-seat seal Modified PTFE.*
- *Standard for connecting flanges: EN1092-1, ASME B16.5.*
- *Pressure Class : ansi 150; PN16-40.*
- *Tightness Class: EN12266-1 rate A.*
- *Working temperature: -40°C +150°C.*
- *Intercepted fluid: air, water, gas, petroleum and petrochemical products, aggressive fluids.*
- *Antistatic device EN12266-2.*
- *Stem seal: Modified PTFE V-pack.*
- *Additional seal on stem with FKM O-ring.*
- *Anti Blow-out stem.*
- *Actuator connection as per standard ISO 5211.*

ESECUZIONI A RICHIESTA
- Per altri tipi di flangiatura contattare il nostro ufficio commerciale.
- Guarnizioni di tenuta in: PTFE caricato vetro (PTFE-GF), PTFE caricato carbografite (PTFE-CF). Per altri tipi di materiale contattare il nostro ufficio commerciale.
- Leva inox.
- Dadi e molle stelo inox.
- Per esecuzioni con materiali (corpo/sfera/stelo) diversi dallo standard contattare il nostro ufficio commerciale.
- Marcatura e certificato ATEX **A RICHIESTA.**

EXECUTION ON REQUEST
- *For other flanges type please contact our sales department.*
- *Sealing in: PTFE reinforced with glass (PTFE-GF), PTFE reinforced with carbon-graphite (PTFE-CF). For other types of materials please contact our sales department.*
- *Stainless steel lever.*
- *Stainless steel stem nuts and springs.*
- *For versions with materials (body/ball/stem) different from the standard please contact our sales department.*
- *ATEX marking and certificate **ON REQUEST.***

CERTIFICAZIONI
- Conforme alla direttiva Europea 2014/68/UE PED; Fugitive Emission ISO 15848 (ISO FE BH-C03-SSA 0); Ta-Luft VDI: 2440.
- Livello di sicurezza funzionale fino a SIL 3 in accordo a IEC 61508.
- Conforme alla direttiva ATEX 2014/34/UE, certificato ATEX **A RICHIESTA.**

CERTIFICATIONS
- *In compliance with European Directive 2014/68/EU PED; Fugitive Emission ISO 15848 (ISO FE BH-C03-SSA 0); Ta-Luft VDI: 2440.*
- *Safety integrity level up to SIL 3 according to the IEC 61508.*
- *In compliance with ATEX 2014/34/EU Directive , ATEX certificate **ON REQUEST.***

NORME DI PROGETTAZIONE
- Spessori corpo in accordo a ASME B16.34, ASME VIII div.1, EN12516.
- Materiali e rating in accordo ad ASME B16.34 per valvole ANSI ed EN12516 per valvole PN.

ENGINEERING STANDARD
- *Body thickness in compliance with: ASME B16.34, ASME VIII div.1, EN12516.*
- *Materials and rating in compliance with ASME B16.34 for ANSI valves and EN12516 for PN valves.*

MAGNUM SPLIT WAFER 3 WAY 4 SEALS - PN 16-40 ANSI 150
ACCIAIO INOX *STAINLESS STEEL*
TABELLA DEI MATERIALI *MATERIALS TABLE*

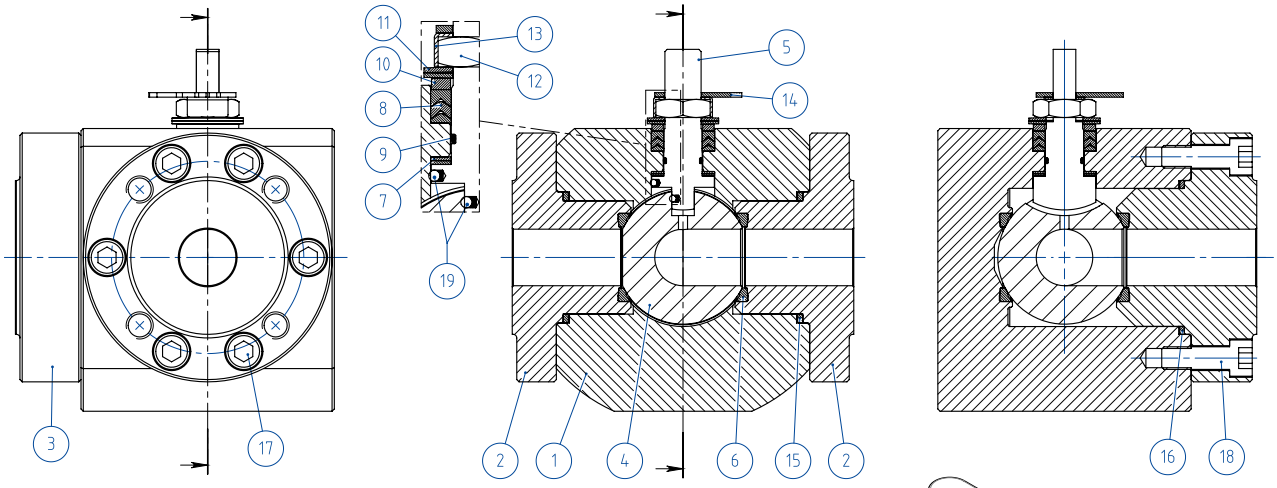

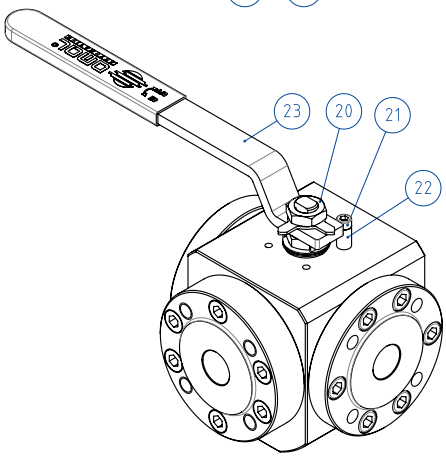

A RICHIESTA DISPONIBILE IN: *AVAILABLE ON REQUEST:*

(x) : 304 s.s.
(xx) : 301 s.s.

MATERIALI *MATERIALS* - SPLIT WAFER PN16-40 ANSI 150		
N°	**Descrizione *Description***	**316 *Stainless steel***
1	Corpo *Body*	ASTM A182 F316 / A479TP.316
2	Ghiera *Ring nut*	
3	Ghiera side entry *Side entry ring nut*	
4	Sfera *Ball*	ASTM A351 CF8M
5	Stelo *Stem*	A564 TP.630 (17-4PH)
6*	Seggio *Seat*	PTFE Modificato *Modified PTFE*
7*	Tenuta inferiore stelo *Stem lower sealing*	PTFE Modificato *Modified PTFE*
8*	Pacco a V *Chavron ring*	PTFE Modificato *Modified PTFE*
9*	O-ring stelo *Stem o-ring*	FKM
10	Anello premi guarnizione *Packing gland ring*	304 S.S.
11	Molle stelo *Stem springs*	Acciaio al carbonio zincato *Carbon steel galvanized* (xx)
12	Dado stelo *Stem nut*	Acciaio al carbonio zincato *Carbon steel galvanized* (x)
13	Piastra blocca dado *Stop nut plate*	304 S.S.
14	Indicatore *Indicator*	304 S.S.
15*	Guarnizione corpo ghiera *Body ring nut gasket*	GRAFOIL
16*	Guarnizione corpo ghiera side entry *Body side entry ring nut gasket*	GRAFOIL
17	Viti corpo ghiera *Body ring nut screw*	A2-70 (304 S.S.)
18	Viti corpo ghiera side entry *Body-side entring ring nut screw*	
19	Dispositivo antistatico *Antistatic device*	316 S.S.
20	Controdado *Lock nut*	Acciaio al carbonio zincato *Carbon steel galvanized* (x)
21	Vite di fermo *Holder screw*	A2-70 (304 S.S.)
22	Fermo di posizione *Holder screw*	Acciaio al carbonio zincato *Carbon steel galvanized* (x)
23	Leva *Lever*	Fe37 zincato - *galvanized* (x)
* Componenti del kit di guarnizioni *Components of seals kit*		

MAGNUM SPLIT WAFER 3 WAY 4 SEALS - PN 16-40 ANSI 150
ACCIAIO INOX *STAINLESS STEEL*
ASSE LIBERO E CON LEVA - SFERA A "L" e "T" *FREE SHAFT AND WITH LEVER - "L" and "T" BALL*

CODICI VALVOLE IN ACCIAIO INOX ASSE LIBERO (V__) E CON LEVA (L__) -PN-
STAINLESS STEEL BARE SHAFT (V__) AND LEVER (L__) OPERATED VALVE CODE -PN-

MISURA *SIZE* DN [mm]	[inch]	PN	316 *Stainless steel - "L" BALL*	316 *Stainless steel - "T" BALL*
DN 15	1/2"	PN 16-40	V/LM504F00ABA0AAQNV000	V/LM604F00ABA0AAQNV000
DN 20	3/4"	PN 16-40	V/LM505F00ABA0AAQNV000	V/LM605F00ABA0AAQNV000
DN 25	1"	PN 16-40	V/LM506F00ABA0AAQNV000	V/LM606F00ABA0AAQNV000
DN 32	1" 1/4	PN 16-40	V/LM507F00ABA0AAQNV000	V/LM607F00ABA0AAQNV000
DN 40	1" 1/2	PN 16-40	V/LM508F00ABA0AAQNV000	V/LM608F00ABA0AAQNV000
DN 50	2"	PN 16-40	V/LM509F00ABA0AAQNV000	V/LM609F00ABA0AAQNV000
DN 65	2" 1/2	PN 16	V/LM510E00ABA0AAQNV000	V/LM610E00ABA0AAQNV000
DN 80	3"	PN 16	V/LM511E00ABA0AAQNV000	V/LM611E00ABA0AAQNV000
DN 100	4"	PN 16	V/LM512E00ABA0AAQNV000	V/LM612E00ABA0AAQNV000

CODICI VALVOLE IN ACCIAIO INOX ASSE LIBERO (V__) E CON LEVA (L__) -ANSI-
STAINLESS STEEL BARE SHAFT (V__) AND LEVER (L__) OPERATED VALVE CODE -ANSI-

MISURA *SIZE* DN [mm]	[inch]	ANSI	316 *Stainless steel - "L" BALL*	316 *Stainless steel - "T" BALL*
DN 15	1/2"	ANSI 150	V/LM504101ABA0AAQNV000	V/LM604101ABA0AAQNV000
DN 20	3/4"	ANSI 150	V/LM505101ABA0AAQNV000	V/LM605101ABA0AAQNV000
DN 25	1"	ANSI 150	V/LM506101ABA0AAQNV000	V/LM606101ABA0AAQNV000
DN 32	1" 1/4	ANSI 150	V/LM507101ABA0AAQNV000	V/LM607101ABA0AAQNV000
DN 40	1" 1/2	ANSI 150	V/LM508101ABA0AAQNV000	V/LM608101ABA0AAQNV000
DN 50	2"	ANSI 150	V/LM509101ABA0AAQNV000	V/LM609101ABA0AAQNV000
DN 65	2" 1/2	ANSI 150	V/LM510101ABA0AAQNV000	V/LM610101ABA0AAQNV000
DN 80	3"	ANSI 150	V/LM511101ABA0AAQNV000	V/LM611101ABA0AAQNV000
DN 100	4"	ANSI 150	V/LM512101ABA0AAQNV000	V/LM612101ABA0AAQNV000

MAGNUM SPLIT WAFER 3 WAY 4 SEALS - PN 16-40 ANSI 150
ACCIAIO INOX *STAINLESS STEEL*
CON ATTUATORE PNEUMATICO DA *WITH DA PNEUMATIC ACTUATOR*

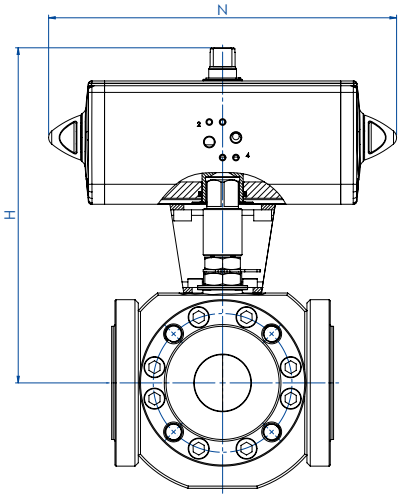

CODICI ARTICOLI IN 316 ACCIAIO INOX *ITEM CODES IN 316 STAINLESS STEEL* -PN-

MISURA *SIZE* DN [mm]	[inch]	PN	CODICE ARTICOLO -SFERA A "L"- *ITEM CODE -"L" BALL-*	CODICE ARTICOLO -SFERA A "T"- *ITEM CODE -"T" BALL-*	ATTUATORE *ACTUATOR*	KIT di montaggio *Mounting KIT*	N [mm]	H [mm]	Kg
DN 15	1/2"	16-40	DM504F00ABA0AAQNV000AFEA0	DM604F00ABA0AAQNV000AFEA0	DAN0060412S	KCNACHD5378	198,0	180,4	8,9
DN 20	3/4"	16-40	DM505F00ABA0AAQNV000AFGA0	DM605F00ABA0AAQNV000AFGA0	DAN0106411S	KCNBCHD5265	237,0	211,3	13,8
DN 25	1"	16-40	DM506F00ABA0AAQNV000AFGA0	DM606F00ABA0AAQNV000AFGA0	DAN0106411S	KCNCCHD5317	237,0	220,3	18,5
DN 32	1" 1/4	16-40	DM507F00ABA0AAQNV000AFHA0	DM607F00ABA0AAQNV000AFHA0	DAN0120411S	KCNCCHD5317	244,1	227,0	24,2
DN 40	1" 1/2	16-40	DM508F00ABA0AAQNV000AFIA0	DM608F00ABA0AAQNV000AFIA0	DAN0180411S	KCNDDHD5319	289,9	269,5	31,8
DN 50	2"	16-40	DM509F00ABA0AAQNV000AFKA0	DM609F00ABA0AAQNV000AFKA0	DAN0360411S	KCNDDHD5319	339,3	155,0	40,0
DN 65	2" 1/2	16	DM510E00ABA0AAQNV000AFKA0	DM610E00ABA0AAQNV000AFKA0	DAN0360411S	KCNEEHD5379	339,3	321,0	55,9
DN 80	3"	16	DM511E00ABA0AAQNV000AFLA0	DM611E00ABA0AAQNV000AFLA0	DAN0480411S	KCNEFHD5322	387,6	305,9	70,1
DN 100	4"	16	DM512E00ABA0AAQNV000AFNA0	DM612E00ABA0AAQNV000AFNA0	DAN0960411S	KCNEFHD5380	479,3	402,0	129,6

CODICI ARTICOLI IN 316 ACCIAIO INOX *ITEM CODES IN 316 STAINLESS STEEL* -ANSI-

MISURA *SIZE* DN [mm]	[inch]	ANSI	CODICE ARTICOLO -SFERA A "L"- *ITEM CODE -"L" BALL-*	CODICE ARTICOLO -SFERA A "T"- *ITEM CODE -"T" BALL-*	ATTUATORE *ACTUATOR*	KIT di montaggio *Mounting KIT*	N [mm]	H [mm]	Kg
DN 15	1/2"	150	DM504101ABA0AAQNV000AFEA0	DM604101ABA0AAQNV000AFEA0	DAN0060412S	KCNACHD5378	198,0	180,4	8,9
DN 20	3/4"	150	DM505101ABA0AAQNV000AFGA0	DM605101ABA0AAQNV000AFGA0	DAN0106411S	KCNBCHD5265	237,0	211,3	13,7
DN 25	1"	150	DM506101ABA0AAQNV000AFGA0	DM606101ABA0AAQNV000AFGA0	DAN0106411S	KCNCCHD5317	237,0	220,3	18,5
DN 32	1" 1/4	150	DM507101ABA0AAQNV000AFHA0	DM607101ABA0AAQNV000AFHA0	DAN0120411S	KCNCCHD5317	244,1	227,0	24,7
DN 40	1" 1/2	150	DM508101ABA0AAQNV000AFIA0	DM608101ABA0AAQNV000AFIA0	DAN0180411S	KCNDDHD5319	289,9	269,5	32,1
DN 50	2"	150	DM509101ABA0AAQNV000AFKA0	DM609101ABA0AAQNV000AFKA0	DAN0360411S	KCNDDHD5319	339,3	155,0	40,2
DN 65	2" 1/2	150	DM510101ABA0AAQNV000AFKA0	DM610101ABA0AAQNV000AFKA0	DAN0360411S	KCNEEHD5379	339,3	321,0	54,9
DN 80	3"	150	DM511101ABA0AAQNV000AFLA0	DM611101ABA0AAQNV000AFLA0	DAN0480411S	KCNEFHD5322	387,6	305,9	70,7
DN 100	4"	150	DM512101ABA0AAQNV000AFNA0	DM612101ABA0AAQNV000AFNA0	DAN0960411S	KCNEFHD5380	479,3	402,0	129,6

MAGNUM SPLIT WAFER 3 WAY 4 SEALS - PN 16-40 ANSI 150
ACCIAIO INOX *STAINLESS STEEL*
CON ATTUATORE PNEUMATICO SR *WITH SR PNEUMATIC ACTUATOR*

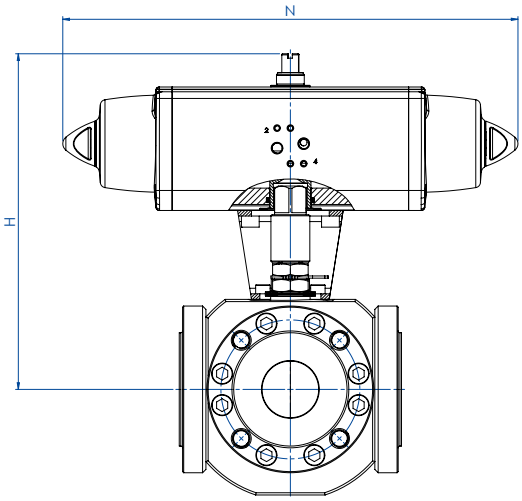

CODICI ARTICOLI IN 316 ACCIAIO INOX *ITEM CODES IN 316 STAINLESS STEEL* -PN-

MISURA *SIZE* DN [mm]	[inch]	PN	CODICE ARTICOLO -SFERA A "L"- *ITEM CODE -"L" BALL-*	CODICE ARTICOLO -SFERA A "T"- *ITEM CODE -"T" BALL-*	ATTUATORE *ACTUATOR*	KIT di montaggio *Mounting KIT*	N [mm]	H [mm]	Kg
DN 15	1/2"	16-40	SM504F00ABA0AAQNV000AFHA0	SM604F00ABA0AAQNV000AFHA0	SRN0060401S	KCNACHD5381	338,5	197,0	10,7
DN 20	3/4"	16-40	SM505F00ABA0AAQNV000AFIA0	SM605F00ABA0AAQNV000AFIA0	SRN0090401S	KCNBDHD5382	393,7	245,5	17,4
DN 25	1"	16-40	SM506F00ABA0AAQNV000AFIA0	SM606F00ABA0AAQNV000AFIA0	SRN0090401S	KCNCDHD5329	393,7	254,5	22,2
DN 32	1" 1/4	16-40	SM507F00ABA0AAQNV000AFJA0	SM607F00ABA0AAQNV000AFJA0	SRN0120401S	KCNCDHD5329	409,6	261,1	28,7
DN 40	1" 1/2	16-40	SM508F00ABA0AAQNV000AFKA0	SM608F00ABA0AAQNV000AFKA0	SRN0180401S	KCNDDHD5383	474,0	280,0	36,1
DN 50	2"	16-40	SM509F00ABA0AAQNV000AFMA0	SM609F00ABA0AAQNV000AFMA0	SRN0360401S	KCNDEHD5330	613,0	339,0	50,7
DN 65	2" 1/2	16	SM510E00ABA0AAQNV000AFMA0	SM610E00ABA0AAQNV000AFMA0	SRN0360401S	KCNEFHD5322	613,0	351,0	66,7
DN 80	3"	16	SM511E00ABA0AAQNV000AFNA0	SM611E00ABA0AAQNV000AFNA0	SRN0480401S	KCNEFHD5392	648,2	339,0	83,7
DN 100	4"	16	SM512E00ABA0AAQNV000AFRA0	SM612E00ABA0AAQNV000AFRA0	SRN0960401S	KCNEGHD5384	828,0	441,7	155,2

CODICI ARTICOLI IN 316 ACCIAIO INOX *ITEM CODES IN 316 STAINLESS STEEL* -ANSI-

MISURA *SIZE* DN [mm]	[inch]	ANSI	CODICE ARTICOLO -SFERA A "L"- *ITEM CODE -"L" BALL-*	CODICE ARTICOLO -SFERA A "T"- *ITEM CODE -"T" BALL-*	ATTUATORE *ACTUATOR*	KIT di montaggio *Mounting KIT*	N [mm]	H [mm]	Kg
DN 15	1/2"	150	SM504101ABA0AAQNV000AFHA0	SM604101ABA0AAQNV000AFHA0	SRN0060401S	KCNACHD5381	338,5	197,0	10,7
DN 20	3/4"	150	SM505101ABA0AAQNV000AFIA0	SM605101ABA0AAQNV000AFIA0	SRN0090401S	KCNBDHD5382	393,7	245,5	17,3
DN 25	1"	150	SM506101ABA0AAQNV000AFIA0	SM606101ABA0AAQNV000AFIA0	SRN0090401S	KCNCDHD5329	393,7	254,5	22,2
DN 32	1" 1/4	150	SM507101ABA0AAQNV000AFJA0	SM607101ABA0AAQNV000AFJA0	SRN0120401S	KCNCDHD5329	409,6	261,1	29,2
DN 40	1" 1/2	150	SM508101ABA0AAQNV000AFKA0	SM608101ABA0AAQNV000AFKA0	SRN0180401S	KCNDDHD5383	474,0	280,0	36,4
DN 50	2"	150	SM509101ABA0AAQNV000AFMA0	SM609101ABA0AAQNV000AFMA0	SRN0360401S	KCNDEHD5330	613,0	339,0	50,9
DN 65	2" 1/2	150	SM510101ABA0AAQNV000AFMA0	SM610101ABA0AAQNV000AFMA0	SRN0360401S	KCNEFHD5322	613,0	351,0	65,7
DN 80	3"	150	SM511101ABA0AAQNV000AFNA0	SM611101ABA0AAQNV000AFNA0	SRN0480401S	KCNEFHD5392	648,2	339,0	84,3
DN 100	4"	150	SM512101ABA0AAQNV000AFRA0	SM612101ABA0AAQNV000AFRA0	SRN0960401S	KCNEGHD5384	828,0	441,7	155,2

A richiesta, articoli disponibili anche con attuatore elettrico:
On request, items available also with electric actuator:

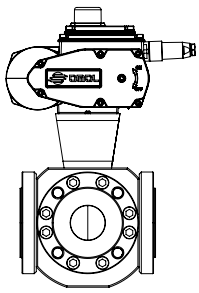

MAGNUM & THOR ACCESSORI *ACCESSORIES*

PROLUNGA GUIDATA DA FUSIONE A LEVA *CASTING STEM EXTENSION WITH LEVER*

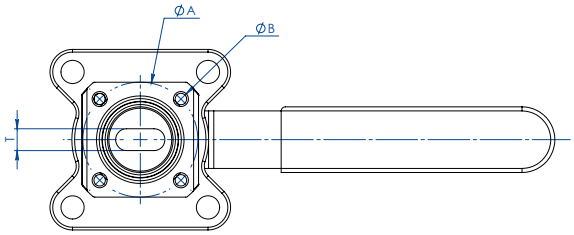

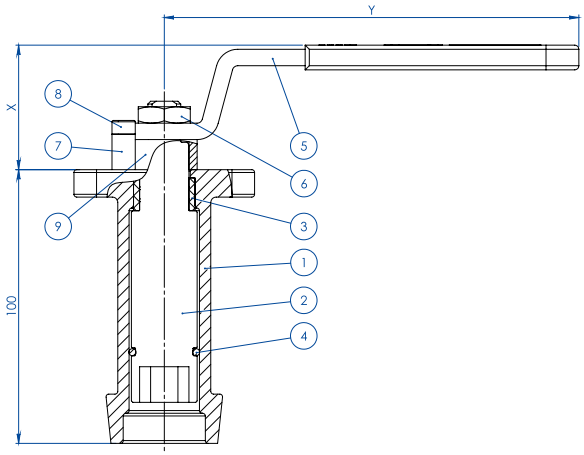

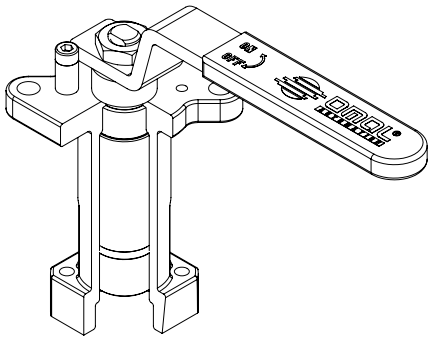

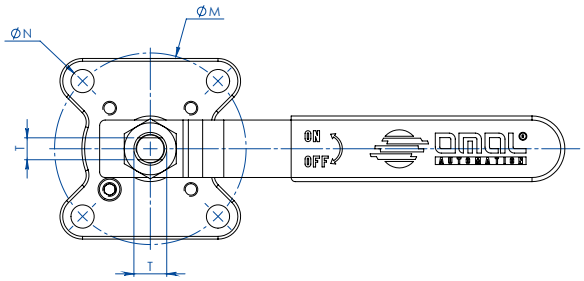

MATERIALI *MATERIALS*		
PART. N°	**DESCRIZIONE - *DESCRIPTION***	**MATERIALE - *MATERIAL***
1	Prolunga *Extension*	ASTM A351 CF8M
2	Perno *Pin*	AISI 430 F
3	Bussola *Bush*	DELRIN
4	O-RING *O-RING*	NBR
5	Leva *Lever*	Fe 37 *galvanized* (*)
6	Dado *Nut*	*Galvanized carbon steel* (*)
7	Fermo leva *Holder Lever*	*Galvanized carbon steel* (*)
8	Vite fermo leva *Holder screw*	A2-70
9	Distanziale *Spacer*	PTFE *Carbon Filled*

(*): a richiesta disponibili in 304 S.S. *On request available in Aisi 304 s.s.*

DIMENSIONI *DIMENSIONS*							
ISO VALVOLA *VALVE*	**ØA**	**ØB**	**ØM**	**ØN**	**F/T**	**X**	**Y**
F03	36	5,5	36	M5	10/6	38,5	141,5
F04	42	5,5	42	M5	12/8	45,5	151,5
F05	50	6,5	50	6,5	16/10	48,5	276,5
F07	70	8,5	70	8,5	22/14	57,5	351,5
F10	102	11	102	11	30/18	79,5	451,5

NOTA: Il codice della prolunga dipende dal tipo di azionamento e dall'attacco valvola; richiedere in fase d'ordine.
***NOTE**: Code of the stem extension depending from drive's type and valve's connection; to be requested at the order.*

MAGNUM & THOR ACCESSORI *ACCESSORIES*

PROLUNGA GUIDATA DA FUSIONE PER ATTUATORE
CASTING STEM EXTENSION FOR ACTUATORS

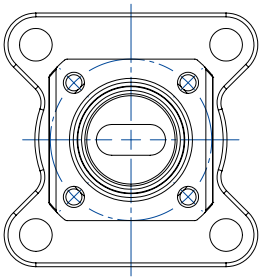

NOTA: Le dimensioni dipendono dalle dimensioni dell'attacco valvola
NOTE: Dimensions depending from valve's connection

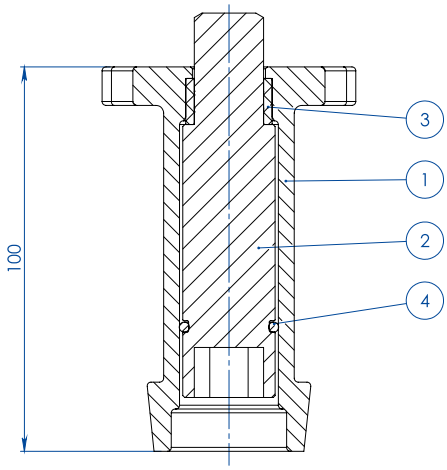

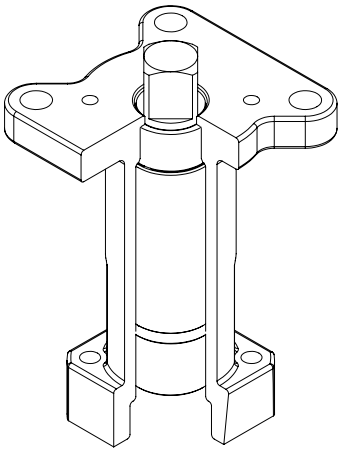

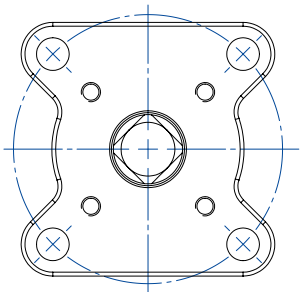

NOTA: Le dimensioni dipendono dalla taglia dell'attuatore
NOTE: Dimensions depending from actuator's size

MATERIALI *MATERIALS*		
PART. N°	**DESCRIZIONE *DESCRIPTION***	**MATERIALE *MATERIAL***
1	Prolunga *Extension*	ASTM A351 CF8M
2	Perno *Pin*	AISI 430 F
3	Bussola *Bush*	DELRIN
4	O-RING *O-RING*	NBR

NOTA: Il codice della prolunga dipende dal tipo di azionamento e dall'attacco valvola; richiedere in fase d'ordine.
***NOTE**: Code of the stem extension depending from drive's type and valve's connection; to be requested at the order.*

MAGNUM & THOR ACCESSORI *ACCESSORIES*

PROLUNGA GUIDATA SALDATA A LEVA *WELDED STEM EXTENSION WITH LEVER*

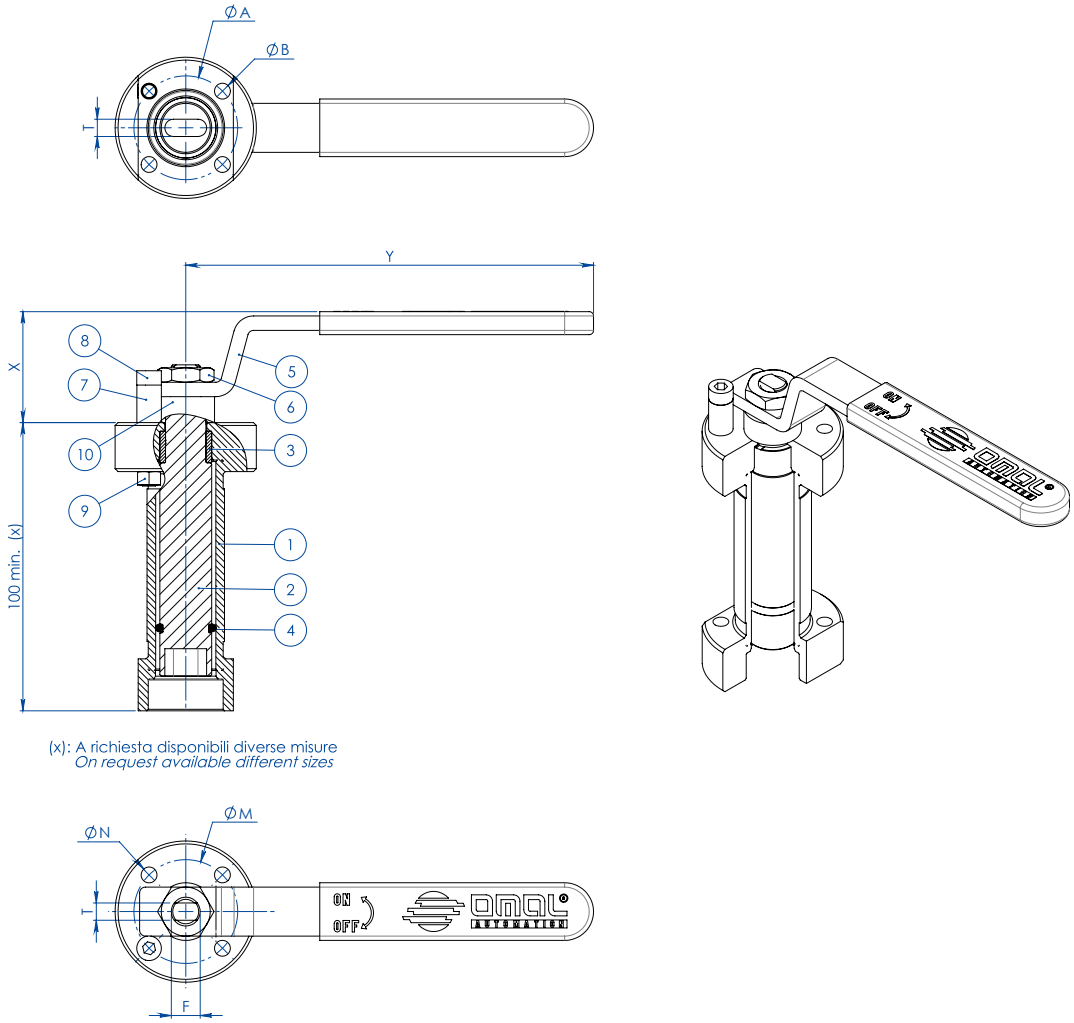

(x): A richiesta disponibili diverse misure
On request available different sizes

MATERIALI *MATERIALS*		
PART. N°	**DESCRIZIONE - *DESCRIPTION***	**MATERIALE - *MATERIAL***
1	Prolunga *Extension*	304 S.S.
2	Perno *Pin*	AISI 430 F
3	Bussola *Bush*	DELRIN
4	O-RING *O-RING*	NBR
5	Leva *Lever*	Fe 37 *galvanized* (*)
6	Dado *Nut*	*Galvanized carbon steel* (*)
7	Fermo leva *Holder Lever*	*Galvanized carbon steel* (*)
8	Vite fermo leva *Holder screw*	A2-70
9	Dado fermo leva *Holder nut*	A2-70 (**)
10	Distanziale *Spacer*	PTFE *Carbon Filled*

(*): a richiesta disponibili in 304 S.S. *On request available in Aisi 304 s.s.*
(**): non presente su valvole con attacco iso F04. *No available on valves with Iso connection F04*

DIMENSIONI *DIMENSIONS*							
ISO VALVOLA *VALVE*	**ØA**	**ØB**	**ØM**	**ØN**	**F/T**	**X**	**Y**
F03	36	5,5	36	5,5	10/6	38,5	141,5
F04	42	5,5	42	M5	12/8	45,5	151,5
F05	50	6,5	50	6,5	16/10	48,5	276,5
F07	70	9	70	9	22/14	57,5	351,5
F10	102	11	102	11	30/18	79,5	451,5

NOTA: Il codice della prolunga dipende dal tipo di azionamento e dall'attacco valvola; richiedere in fase d'ordine.
***NOTE**: Code of the stem extension depending from drive's type and valve's connection; to be requested at the order.*

MAGNUM & THOR ACCESSORI *ACCESSORIES*

PROLUNGA GUIDATA SALDATA PER ATTUATORE
WELDED STEM EXTENSION FOR ACTUATORS

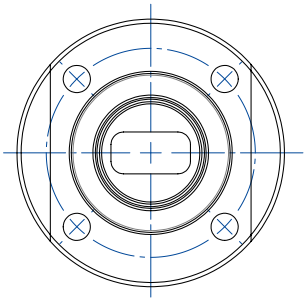

NOTA: Le dimensioni dipendono dalle dimensioni dell'attacco valvola
NOTE: Dimensions depending from valve's connection

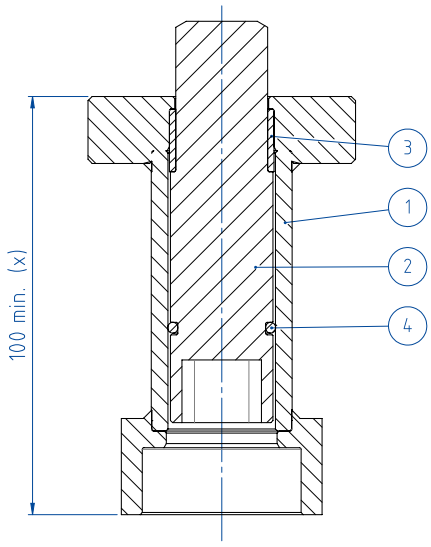

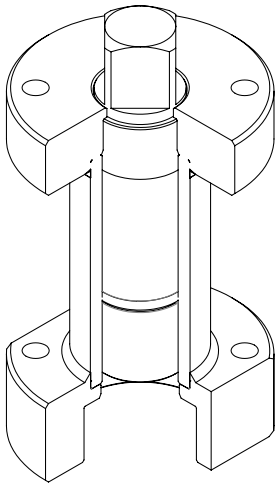

(x): A richiesta disponibili diverse misure
On request available different sizes

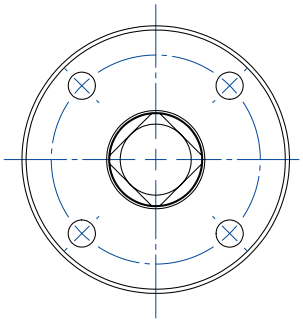

NOTA: Le dimensioni dipendono dalla taglia dell'attuatore
NOTE: Dimensions depending from actuator's size

MATERIALI *MATERIALS*		
PART. N°	**DESCRIZIONE *DESCRIPTION***	**MATERIALE *MATERIAL***
1	Prolunga *Extension*	304 S.S.
2	Perno *Pin*	AISI 430 F
3	Bussola *Bush*	DELRIN
4	O-RING *O-RING*	NBR

NOTA: Il codice della prolunga dipende dal tipo di azionamento e dall'attacco valvola; richiedere in fase d'ordine.
***NOTE**: Code of the stem extension depending from drive's type and valve's connection; to be requested at the order.*

MAGNUM & THOR ACCESSORI *ACCESSORIES*

PROLUNGA CON TENUTA AGGIUNTIVA *STEM EXTENSION WITH ADDITIONAL SEAL*

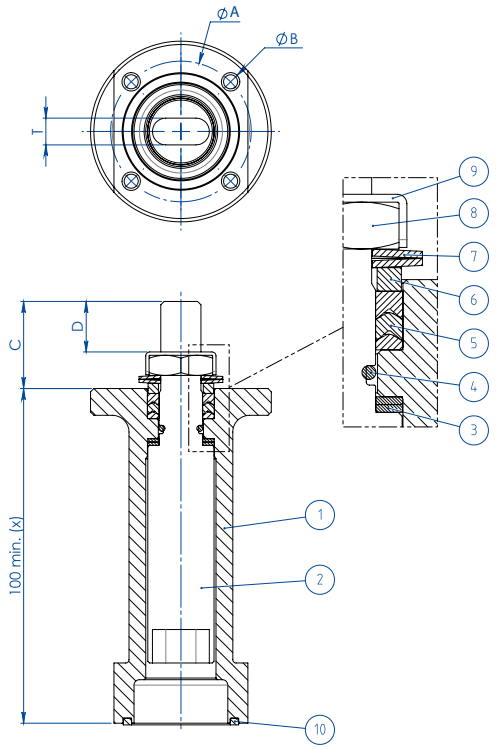

(x): A richiesta disponibili diverse misure
On request available different sizes

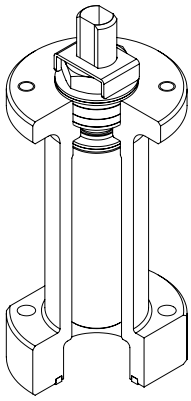

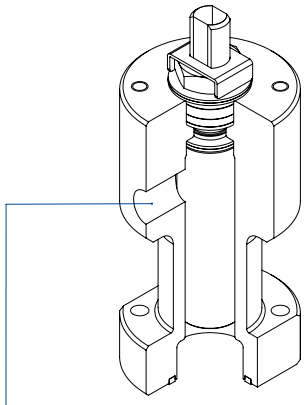

A richiesta disponibile anche la versione con presa per Sniffer
Stem extension with sniffer also available on request

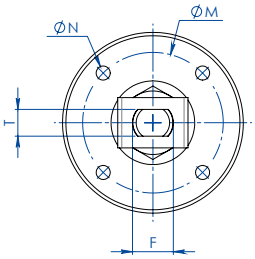

MATERIALI *MATERIALS*		
PART. N°	**DESCRIZIONE - *DESCRIPTION***	**MATERIALE - *MATERIAL***
1	Prolunga *Extension*	304 s.s.
2	Perno *Pin*	A564 TP.630 (17-4ph)
3	Anello Antifrizione *Bottom Sealing*	TFM1600
4	O-Ring *O-Ring*	FKM
5	Pacco A V *Chevron Ring*	TFM1600
6	Anello Premiguarnizione *Packing Gland Ring*	304 s.s.
7	Molle A Tazza *Spring Washer*	50CrV4 Zincato - *Galvanized*
8	Dado Stelo *Stem Nut*	UNI 3740-1 6S Zincato - *Galvanized*
9	Piastra Blocca Dado *Stop Nut Plate*	304 s.s.
10	Guarnizione di tenuta *Gasket*	GRAFOIL

DIMENSIONI *DIMENSIONS*							
ISO VALVOLA *VALVE*	**ØA**	**ØB**	**ØM**	**ØN**	**F/T**	**C**	**D**
F03	36	5,5	36	M5	10/6	20	10,2
F04	42	5,5	42	M5	12/8	26	15,1
F05	50	6,5	50	M6	16/10	35	21,2
F07	70	8,5	70	M8	22/14	47,5	28,4
F10	102	10,5	102	M10	30/18	61	35,2

NOTA: Il codice della prolunga dipende dal tipo di azionamento e dall'attacco valvola; richiedere in fase d'ordine.
***NOTE**: Code of the stem extension depending from drive's type and valve's connection; to be requested at the order.*

ESECUZIONI SPECIALI A RICHIESTA PER MAGNUM & THOR
SPECIAL EXECUTIONS ON REQUEST FOR MAGNUM & THOR

LEVA E BOX FINECORSA
LEVER AND LIMIT SWITCH BOX

DISPOSITIVO LUCCHETTABILE
LOCKING DEVICE



FORI LISCI PASSANTI
THROUGH HOLES



FORO DI COMPENSAZIONE
PRESSURE RELIEF HOLE

ESECUZIONI SPECIALI A RICHIESTA PER MAGNUM & THOR
SPECIAL EXECUTIONS ON REQUEST FOR MAGNUM & THOR

DEAD MAN
DEAD MAN

ESECUZIONE FONDO SERBATOIO
TANK EXECUTION

RIDUTTORE MANUALE
MANUAL GEAR-BOX

RIDUTTORE MANUALE E BOX FINECORSA
MANUAL GEAR-BOX AND LIMIT SWITCH BOX